ZET Redüktör

65+ YIL YEARS ZET REDÜKTÖR



Şaft Montajlı Redüktörler
Shaft Mounted Gearboxes

F Serisi
Series

Gövde Büyüklüğü : 7
Tork Aralığı : 320 - 4600 Nm
Çıkış Mil Çapı Aralığı : 30 - 70 mm

Şaft Montajlı Redüktörler / Shaft Mounted Gearboxes

Tek Parça Döküm Alaşımlı Gövde
MIL-STD 276 standardına göre üretilmiş gövde için herhangi bir ikincil yüzey işlemine gerek yoktur. Yüzeyler boyanabilir.

Cast housing
Is vacuum impregnated (MIL-STD 276) for protection and sealing. No secondary finish required but readily accepts paint or cast iron for larger units.

Dişliler
Isıl işlem görmüş ve hassas profil taşlanmıştır.

Gears
Hardened and ground gears



Dişliler
Eksen mesafesi artırılmış ve yüksek yük taşıma kapasitesi sağlanmıştır

Large center distance

Flanş
Tüm giriş flanşları IEC standardına uygundur.

Flange
Fully modular to IEC and Compact integrated motor.
NEMA C flange

De-Monte edilebilir kapak

Removable inspection cover

Çıkış Mili
Tork kollu kullanıma uygun kovan çıkış mili, tek ve çift çıkış mili opsiyonları sunulmaktadır.

Large center distance
On slow gears for safe torque trasmission.

Şaft Montajlı Redüktörler / Shaft Mounted Helical

2 ve 3 Kademe

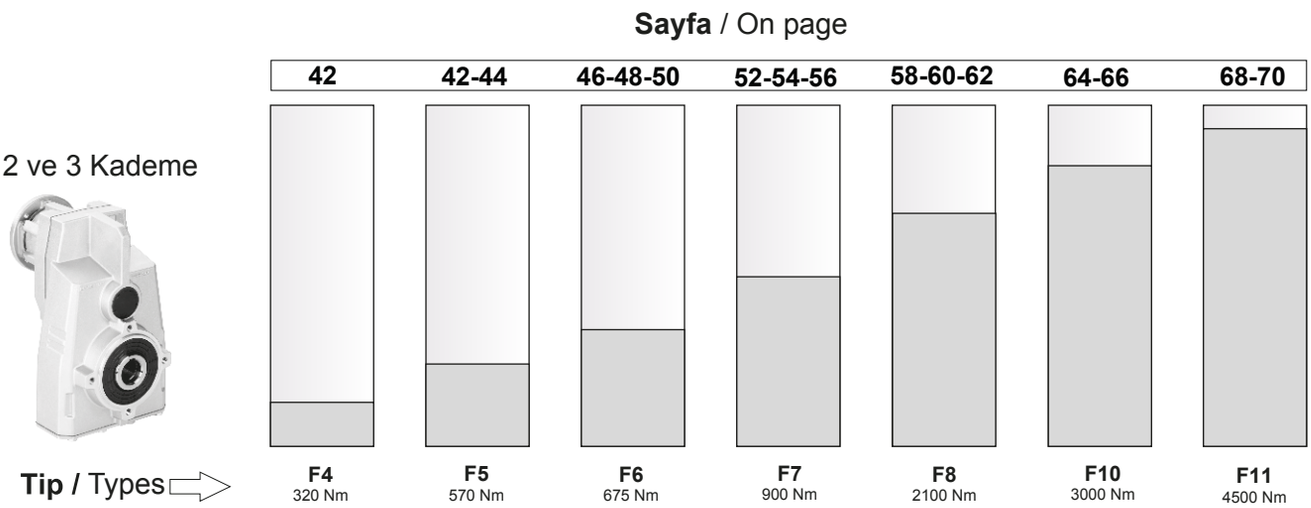

NASIL SİPARİŞ EDİLİR / HOW TO ORDER

Tip / Type	**Gövde Büyüklüğü** / Size	**Montaj Şekli** / Mounting	**Tahvil**- Ratio
M	**F102**	**C**	**10.04**

Şaft Montajlı Redüktör
Shaft mounted helical

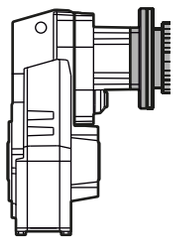

IEC motorlu
M

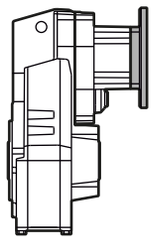

Motor Flanşlı
P

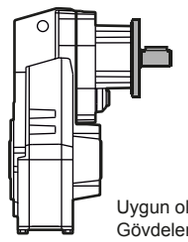

Dolu Mil girişli
R → Uygun olmayan Gövdeler: FC42 FC102,FC103 FC112,FC113

1 Kademe Stages | 2 Kademe Stages | 3 Kademe Stages

Döküm Gövde / Cast Iron

F61
F71
F81

F42
F52
F62
F72
F82
F102
F112

F53
F63
F73
F83
F103
F113

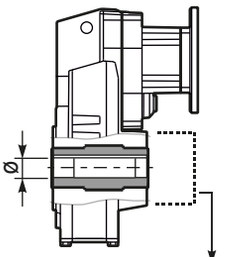

Delik Mil Çıkışlı
C / CSP
Keçe Koruma Kapağı
Seal Protection

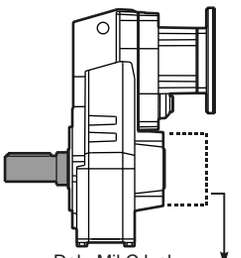

Dolu Mil Çıkışlı
A / ASP
Keçe Koruma Kapağı
Seal Protection

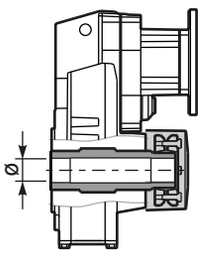

Sıkma Bilezikli
D

Taleplerinizi adet bilgisi ile birlikte iletiniz.
Only on request for Q.ty

Ölçü sayfalarına bakınız

See technical data table

TÜV NORD 0032 — Dossier according to 94/9/EG 8. b ii stored — Ex

Ürünlerimiz isteğe bağlı olarak ATEX standartlarında tedarik edilebilir.
On request we can deliver our products according to the ATEX

NASIL SİPARİŞ EDİLİR / HOW TO ORDER

Çıkış Mili Hub

-D

C

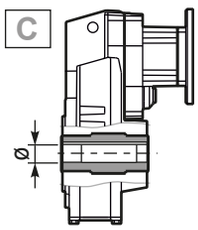

➡ **STANDART**

F42

-D ➡ ø30
-E ⇨ ø35

F52 F53

-E ➡ ø35
-F ⇨ ø40

F61 F62 F63
F71 F72 F73

-E ➡ ø30
-F ➡ ø40
-G ⇨ ø45

F81 F82 F83

-H ➡ ø50
-I ⇨ ø55

F102 F103

-K ➡ ø60

F112 F113

-T ➡ ø70

A

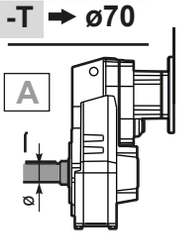

Tek Çıkış Mili

-M F42 ⇨ø30
-N F52/3 F61/2/3 ⇨ø35
-O F71/2/3 ⇨ø40
-K F81/2/3 ⇨ø50
-P F102/3 ⇨ø60
-R F112/3 ⇨ø70

D

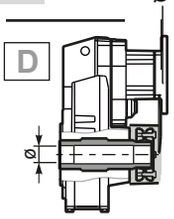

Sıkma Bilezikli

-Q F42 ⇨ø30
-T F52/3 ⇨ø35
-U F62/3 F72/3 ⇨ø40
-V F82/3 ⇨ø50
-Y F102/3 ⇨ø60
-Z F112/3 ⇨ø70

Tip / Type

ST

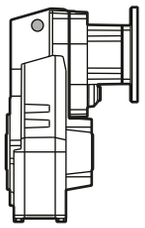

ST

Standart Delik
Standard bore

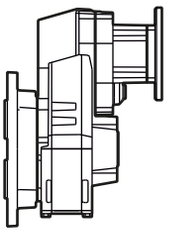

-F

Çıkış flanşlı
With output flange

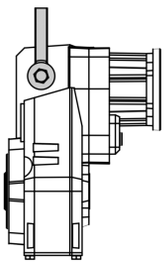

-BR

Tork Kolu
Reaction Arm

Çıkış Flanşı / Output flange

N

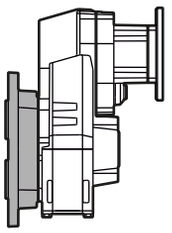

N Flanşsız
Without flange

F42

2 ➡ ø160

F52 F53
F61 F62 F63

4 ➡ ø250
5 ⇨ ø300

F71 F72 F73

4 ➡ ø250
5 ⇨ ø300
6 ⇨ ø350

F81 F82 F83

5 ➡ ø300
6 ⇨ ø350
7 ⇨ ø400

F102 F103

6 ➡ ø350

F112 F113

7 ➡ ø400

Motor Büyüklüğü / Motor size

-C

Flanş Flange

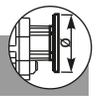

B5

-A=56 (ø120)
-B=63 (ø140)
-C=71 (ø160)
-D=80 (ø200)
-E=90 (ø200)
-F=100÷112 (ø250)
-G=132 (ø300)
-H=160 (ø350)
-I=180 (ø350)
-L =200 (ø400)
-CA =225 (ø450)

B14

-O=56 (ø80)
-P=63 (ø90)
-Q=71 (ø105)
-R=80 (ø120)
-T=90 (ø140)
-U=100÷112 (ø160)
-V=132 (ø200)

Kompakt

CZ = 56
C0 = 63

Tip R Type R

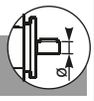

F53 F63 F73

-2 ⇨ ø19

F52 F62 F72 F83

-3 ⇨ ø24

F82

-4 ⇨ ø28

Montaj Pozisyonu Mountin position

H1

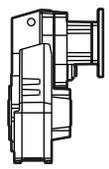

H1
STANDART

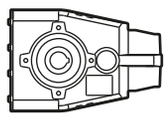

H4

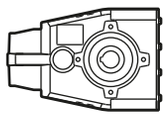

H3

H2

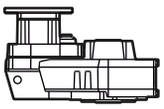

H5

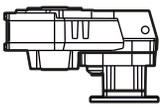

H6

Sadece dikey pozisyonlar için belirtilmiştir

Specify only for vertical positions

Terminal Kutusu Pozisyonu Terminal box position

B

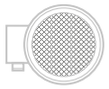

A

B
STANDART

C

D

GEREKLİ FORMÜLLER / USEFUL FORMULAS

GEREKLİ GÜÇ / REQUIRED POWER

Kaldırma / Lifting	$\mathbf{P}\,[KW] = \dfrac{\mathbf{M}\,[Kg] \cdot \mathbf{g}\,[9.81] \cdot \mathbf{v}\,[m/s]}{\mathbf{1000}}$
Döndürme / Rotation	$\mathbf{P}\,[KW] = \dfrac{\mathbf{M}\,[Nm] \cdot \mathbf{n}\,[d/d]}{\mathbf{9550}}$
Doğrusal haraket / Linear movement	$\mathbf{P}\,[KW] = \dfrac{\mathbf{F}\,[N] \cdot \mathbf{v}\,[m/s]}{\mathbf{1000}}$

MOMENT / TORQUE

$$\mathbf{M}\,[Nm] = \frac{\mathbf{9550} \cdot \mathbf{P}[KW]}{\mathbf{n}\,[d/d]}$$

RADYAL YÜKLER / RADIAL LOADS

- Radyal yükler giriş ve çıkış milinde harici güç aktarım elemanları tarafından oluşturulur
- Radial load generated by external transmissions keyed onto input and/or output shafts.

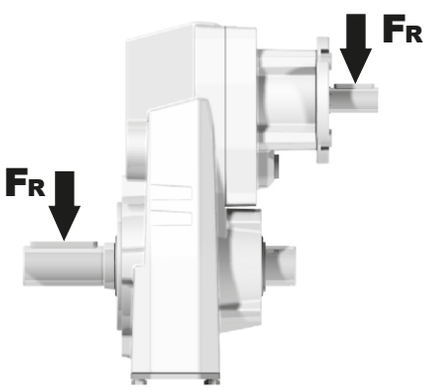

$$\mathbf{F_R}\,[N] = \frac{\mathbf{M}\,[Nm] \cdot \mathbf{2000}}{\mathbf{d}\,[mm]} \cdot \mathbf{f_K}$$

M	Çıkış momenti / Output torque
d	Güç aktarım elemanı çapı / Diameter of driving element
$\mathbf{f_K}$	Düzelteme katsayısı / Factor **1.15** Dişli / Gearwheels **1.25** Zincir Dişli / Chain sprochets **1.75** V kayış / Narrow v-belt pulley **2.50** Düz kayış / Flat-belt pulley

— Daha yüksek radyal yükler için teknik ofisimiz ile iletişime geçiniz.
— If your application requires higher radial loads, contact our technical office. Higher load may be possible.

B Çıkış Devri / Output speed

Nominal Güç / Nominal power

Gövde Büyüklüğü / Gear size

Motor Gücü / Motor power

A Nominal Moment / Nominal torque

Flanş Kodu / Flange code

Giriş Devri / Input speed

F102

Şaft Montajlı Redüktörler
Compact Gear
320Nm

ZET Redüktör

PERFORMANS TABLOLARI
RATING SHAFT MOUNTED HELICAL

HIZLI SEÇİM / Quick Selection

Giriş devri (n_1) = 1400 d/d

Çıkış devri n_2 [d/d]	Tahvil i	Motor gücü P_{1M} [kW]	Çıkış momenti M_{2M} [Nm]	Servis Faktörü f.s.	Nominal Güç P_{1R} [kW]	Nominal Moment M_{2R} [Nm]	Uygun B5 motor flanşları -B 63	-C 71	-D 80	-E 90	-F 100 112	Uygun B14 motor flanşları -Q 71	-R 80	-T 90	-U 100 112		Çıkış mil çapı Ø	Tahvil kodu
167	**8.38**	4	215	1.0	4.1	225	B					C	C			2821		01
139	**10.04**	3	194	1.2	3.7	240	B					C	C			2818		02
114	**12.33**	3	238	1.1	3.2	260	B					C	C			2813		03
92	**15.16**	2.2	216	1.2	2.6	260	B					C	C			1921		04

C Tahvil Oranı / Ratio

Çıkış Momenti / Transmitted torque

Servis Faktörü / Service factor

Çıkış mili çapı / Output shaft diameter

Notlar / Notes

fs

Yük Sınıfı ve Saatteki Dur-Kalk Sayısı / Type of load and starts per hour			Günlük Çalışma Süresi / Oper. hours per day 3 h	10 h	24 h
Sürekli yada Aralıklı Çalışmada Dur-Kalk Sayısı / Saat Application with start / stop	≤ 10	Düzgün Yükleme / Uniform	0.8	1	1.25
		Orta Darbeli Yükleme /Moderate	1	1.25	1.5
		Ağır Yükleme / Heavy	1.25	1.5	1.75
Aralıklı Çalışmada Dur-Kalk Sayısı / Saat Intermittent application with start / hour	> 10	Düzgün Yükleme / Uniform	1	1.25	1.5
		Orta Darbeli Yükleme /Moderate	1.25	1.5	1.75
		Ağır Yükleme / Heavy	1.5	1.75	2.15

D Standart motor flanşı / Motor flange available

B) Burç ile montajı yapılabilir / Mounting with reduction ring

C) Terminal kutusu flanş pozisyonu / Motor flangeholes position/terminal box position

B) Burç kullanılmadan montajı yapılabilir / Available without reduction bushes

A	Servis faktörüne bağlı gerekli moment belirlenir	Select required torque (according to service factor)
B	Gerekli çıkış devri belirlenir	Select ouput speed
C	Aynı satırda belirlenen redüktörün tahvil oranı görülebilir	On the same line of selected geared motor, you can find the gear ratio
D	Uygun motor flanşı belirlenir (Gerekli olduğu durumlarda)	Select motor flange available (if requested)

Güç Power [kW]	n_2 **Çıkış Devri** Output Speed n_2 [r.p.m]	M2M **Çıkış Momenti** Output Torque m_2 [Nm]	M2R **Nominal Moment** Nominal Torque m_{2R}	(i) **Tahvil** Ratio i	**(f,s,) Servis Faktörü** Service Factor f_s	**Redüktör** Gearbox	**Motor** Motors	**Verim** Dynamic Efficiency RD	**Ölçü Sayfası** Dim Page
0,12 kW	2,06	538	900	680	1,7	F73	63-A4	94	56
	2,72	407	900	515	2,2				
	3,55	312	900	395	2,9				
	4,24	261	890	330	3,4				
	4,84	229	900	289	3,9				
	5,60	198	900	250	4,6				
	5,78	191	900	242	4,7				
	6,28	176	900	223	5,1				
	6,79	163	900	206	5,5				
	7,30	152	900	192	5,9				
	7,86	141	900	178	6,4				
	8,57	129	900	163	7,0				
	9,15	121	810	153	6,7				
	2,49	444	675	562	1,5	F63	63-A4	94	50
	2,91	380	665	481	1,7				
	3,29	336	675	425	2,0				
	3,84	288	665	364	2,3				
	4,29	258	675	326	2,6				
	5,01	221	665	279	3,0				
	5,83	190	675	240	3,6				
	6,80	163	675	206	4,1				
	7,60	146	675	184	4,6				
	8,21	135	675	170	5,0				
	9,52	116	675	147	5,8				
	10,4	107	675	135	6,3				
	11,1	100	665	126	6,7				
	12,1	91	675	116	7,4				
	2,49	444	614	562	1,4	F53	63-A4	94	44
	2,91	380	605	481	1,6				
	3,29	336	614	425	1,8				
	3,84	288	605	364	2,1				
	4,29	258	614	326	2,4				
	5,01	221	605	279	2,7				
	5,83	190	614	240	3,2				
	6,8	163	614	206	3,8				
	7,6	146	614	184	4,2				
	8,21	135	614	170	4,5				
	9,52	116	614	147	5,3				
	10,4	107	614	135	5,7				
	11,1	100	605	126	6,0				
	12,1	91	614	116	6,7				
	13,93	79	614	101	6,4				
	14,54	76	614	96	6,7				
	16,97	65	614	82,48	7,8				
	16,4	69	230	85,2	3,3	F42	63-A4	96	40
	20,2	56	190	69,4	3,4				
	21,7	52	315	64,5	6,1				
	26,7	42	260	52,5	6,1				

Güç Power [kW]	n_2 **Çıkış Devri** Output Speed n_2 [r.p.m]	M2M **Çıkış Momenti** Output Torque m_2 [Nm]	M2R **Nominal Moment** Nominal Torque m_{2R}	(i) **Tahvil** Ratio i	**(f,s,) Servis Faktörü** Service Factor f_s	**Redüktör** Gearbox	**Motor** Motors	**Verim** Dynamic Efficiency RD	**Ölçü Sayfası** Dim Page
0,18 kW	2,06	832	900	680	1,1	F73	63-B4	94	56
	2,72	630	900	515	1,4				
	3,55	483	900	395	1,9				
	4,24	404	890	330	2,2				
	4,84	354	900	289	2,5				
	5,60	306	900	250	2,9				
	5,78	296	900	242	3,0				
	6,28	273	900	223	3,3				
	6,79	252	900	206	3,6				
	7,30	235	900	192	3,8				
	7,86	218	900	178	4,1				
	8,57	200	900	163	4,5				
	9,15	187	810	153	4,3				
	10,2	167	900	137	5,4				
	12,0	143	900	117	6,3				
	14,0	123	900	100	7,3				
	2,49	687	675	562	1,0	F63	63-B4	94	50
	2,91	589	665	481	1,1				
	3,29	521	675	425	1,3				
	3,84	446	665	364	1,5				
	4,29	399	675	326	1,7				
	5,01	342	665	279	1,9				
	5,83	294	675	240	2,3				
	6,80	252	675	206	2,7				
	7,60	225	675	184	3,0				
	8,21	209	675	170	3,2				
	9,52	180	675	147	3,8				
	10,4	165	675	135	4,1				
	11,1	154	665	126	4,3				
	12,1	141	675	116	4,8				
	13,9	123	675	101	5,5				
	14,5	118	675	96,3	5,7				
	17,0	101	675	82,5	6,7				
	19,7	87	675	71,2	7,8				
	2,49	687	614	562	0,9	F53	63-B4	94	44
	2,91	589	605	481	1,0				
	3,29	521	614	425	1,2				
	3,84	446	605	364	1,4				
	4,29	399	614	326	1,5				
	5,01	342	605	279	1,8				
	5,83	294	614	240	2,1				
	6,80	252	614	206	2,4				
	7,60	225	614	184	2,7				
	8,21	209	614	170	2,9				
	9,52	180	614	147	3,4				
	10,4	165	614	135	3,7				
	11,1	154	605	126	3,9				
	12,1	141	614	116	4,4				
	13,9	123	614	101	5,0				
	14,5	118	614	96,3	5,2				
	17,0	101	614	82,5	6,1				
	19,7	87	614	71,2	7,1				
	16,43	106	230	85,2	2,2	F42	63-B4	96	40
	20,18	87	190	69,4	2,2				
	21,7	81	315	64,5	3,9				
	26,65	66	260	52,5	4				
	28,32	62	320	49,4	5,2				
	34,78	50	300	40,3	6				
	38,66	45	320	36,2	7,1				
	41,67	42	250	33,6	6				

Güç Power [kW]	n_2 **Çıkış Devri** Output Speed n_2 [r.p.m]	M2M **Çıkış Momenti** Output Torque m_2 [Nm]	M2R **Nominal Moment** Nominal Torque m_{2R}	(i) **Tahvil** Ratio i	**(f,s,) Servis Faktörü** Service Factor f_s	**Redüktör** Gearbox	**Motor** Motors	**Verim** Dynamic Efficiency RD	**Ölçü Sayfası** Dim Page
0,25 kW	4,66	480	2100	300	4,4	F83	71-A4	94	62
	5,67	395	1950	247	4,9				
	6,42	349	2100	218	6,0				
	7,80	287	2100	179	7,3				
	2,06	1088	900	680,03	0,8	F73	71-A4	94	56
	2,72	824	900	515	1,1				
	3,55	631	900	395	1,4				
	4,24	529	890	330	1,7				
	4,84	463	900	289	1,9				
	5,6	400	900	250	2,2				
	5,78	388	900	242	2,3				
	6,28	357	900	223	2,5				
	6,79	330	900	206	2,7				
	7,30	307	900	192	2,9				
	7,86	285	900	178	3,2				
	8,57	261	900	163	3,4				
	9,15	245	810	153	3,3				
	10,2	219	900	137	4,1				
	12,0	187	900	117	4,8				
	14,0	160	900	100	5,6				
	16,2	138	900	86,5	6,5				
	18,5	121	825	75,5	6,8				
	16,2	141	680	86,3	4,8	F72	71-A4	96	54
	18,9	121	585	74,2	4,8				
	2,49	899	675	562	0,8	F63	71-A4	94	50
	2,91	770	665	481	0,9				
	3,29	681	675	425	1,0				
	3,84	583	665	364	1,1				
	4,29	522	675	326	1,3				
	5,01	447	665	279	1,5				
	5,83	385	675	240	1,8				
	6,80	329	675	206	2,0				
	7,60	295	675	184	2,3				
	8,21	273	675	170	2,5				
	9,52	235	675	147	2,9				
	10,4	216	675	135	3,1				
	11,1	202	665	126	3,3				
	12,1	185	675	116	3,7				
	13,9	161	675	101	4,2				
	14,5	154	675	96,3	4,4				
	17,0	132	675	82,5	5,1				
	19,7	114	675	71,2	5,9				
	22,6	99	675	61,9	6,8				
	19,7	116	560	71,3	4,8	F62	71-A4	96	48
	22,9	100	480	61,0	4,8				
	27,1	84	675	51,7	8,0				
	3,84	583	605	364	1,0	F53	71-A4	96	44
	4,29	522	614	326	1,2				
	5,01	447	605	279	1,4				
	5,83	385	614	240	1,6				
	6,80	329	614	206	1,9				
	7,60	295	614	184	2,1				
	8,21	273	614	170	2,2				
	9,52	235	614	147	2,6				
	10,4	216	614	135	2,8				
	11,1	202	605	126	3,0				
	12,1	185	614	116	3,3				
	13,9	161	614	101	3,8				
	14,5	154	614	96,3	4,0				
	17,0	132	614	82,5	4,6				
	19,7	114	614	71,2	5,4				
	22,6	99	614	61,9	6,2				
	19,7	116	509	71,3	4,4	F52	71-A4	96	42
	22,9	100	436	61,0	4,4				
	27,1	84	614	51,7	7,3				
	31,59	72	605	44,3	6,8				
	36,32	63	527	38,6	7,8				
	16,4	139	230	85,2	1,7	F42	71-A4	96	40
	20,2	113	190	69,4	1,7				
	21,7	105	315	64,5	3,0				
	26,7	86	260	52,5	3,0				
	28,3	81	320	49,4	4,0				
	34,8	66	300	40,3	4,6				
	38,7	59	320	36,2	5,4				
	41,7	55	250	33,6	4,6				
	46,2	50	320	30,3	6,5				
	47,5	48	320	29,5	6,6				
	54,2	42	320	25,9	7,6				
	56,7	40	320	24,7	7,9				

Güç Power [kW]	n_2 **Çıkış Devri** Output Speed n_2 [r.p.m]	M2M **Çıkış Momenti** Output Torque m_2 [Nm]	M2R **Nominal Moment** Nominal Torque m_{2R}	(i) **Tahvil** Ratio i	**(f,s,) Servis Faktörü** Service Factor f_s	**Redüktör** Gearbox	**Motor** Motors	**Verim** Dynamic Efficiency RD	**Ölçü Sayfası** Dim Page
0,37 kW	4,66	712	2100	300	2,9	F83	71-B4	94	62
	5,67	586	1950	247	3,3				
	6,42	517	2100	218	4,1				
	7,80	425	2100	179	4,9				
	9,29	358	2100	151	5,9				
	11,4	292	2100	123	7,2				
	3,55	936	900	395	1,0	F73	71-B4	94	56
	4,24	783	890	330	1,1				
	4,84	686	900	289	1,3				
	5,60	593	900	250	1,5				
	5,78	574	900	242	1,6				
	6,28	529	900	223	1,7				
	6,79	489	900	206	1,8				
	7,30	455	900	192	2,0				
	7,86	422	900	178	2,1				
	8,57	387	900	163	2,3				
	9,15	363	810	153	2,2				
	10,2	325	900	137	2,8				
	12,0	276	900	117	3,3				
	14,0	238	900	100	3,8				
	16,2	205	900	86,5	4,4				
	18,5	179	825	75,5	4,6				
	16,2	209	680	86,3	3,3	F72	71-B4	96	54
	18,9	179	585	74,2	3,3				
	22,4	152	900	62,6	5,9				
	26,0	130	810	53,9	6,2				
	29,8	114	705	47,0	6,2				
	3,84	864	665	364	0,8	F63	71-B4	94	50
	4,29	773	675	326	0,9				
	5,01	662	665	279	1,0				
	5,83	570	675	240	1,2				
	6,80	488	675	206	1,4				
	7,60	437	675	184	1,5				
	8,21	404	675	170	1,7				
	9,52	349	675	147	1,9				
	10,4	320	675	135	2,1				
	11,1	299	665	126	2,2				
	12,1	274	675	116	2,5				
	13,9	238	675	101	2,8				
	14,5	228	675	96,3	3,0				
	17,0	196	675	82,5	3,5				
	19,7	169	675	71,2	4,0				
	22,6	147	675	61,9	4,6				
	19,7	172	560	71,3	3,2	F62	71-B4	96	48
	22,9	148	480	61,0	3,2				
	27,1	125	675	51,7	5,4				
	31,6	107	665	44,3	6,2				
	36,3	93	580	38,6	6,2				
	39,1	87	675	35,8	7,8				

Güç Power [kW]	n_2 **Çıkış Devri** Output Speed n_2 [r.p.m]	M2M **Çıkış Momenti** Output Torque m_2 [Nm]	M2R **Nominal Moment** Nominal Torque m_{2R}	(i) **Tahvil** Ratio i	**(f,s,) Servis Faktörü** Service Factor f_s	**Redüktör** Gearbox	**Motor** Motors	**Verim** Dynamic Efficiency RD	**Ölçü Sayfası** Dim Page
0,37 kW	4,29	773	614	326	0,8	F53	71-B4	96	44
	5,01	662	605	279	0,9				
	5,83	570	614	240	1,1				
	6,80	488	614	206	1,3				
	7,60	437	614	184	1,4				
	8,21	404	614	170	1,5				
	9,52	349	614	147	1,8				
	10,4	320	614	135	1,9				
	11,1	299	605	126	2,0				
	12,1	274	614	116	2,2				
	13,9	238	614	101	2,6				
	14,5	228	614	96,3	2,7				
	17,0	196	614	82,5	3,1				
	19,7	169	614	71,2	3,6				
	22,6	147	614	61,9	4,2				
	19,7	172	509	71,3	3,0	F52	71-B4	96	42
	22,9	148	436	61,0	2,9				
	27,1	125	614	51,7	4,9				
	31,6	107	605	44,3	5,6				
	36,3	93	527	38,6	5,7				
	39,1	87	614	35,8	7,1				
	45,68	74	614	30,7	6,6				
	47,89	71	614	29,2	6,9				
	16,4	206	230	85,2	1,1	F42	71-B4	96	40
	20,2	168	190	69,4	1,1				
	21,7	156	315	64,5	2,0				
	26,7	127	260	52,5	2,0				
	28,3	120	320	49,4	2,7				
	34,8	97	300	40,3	3,1				
	38,7	88	320	36,2	3,7				
	41,7	81	250	33,6	3,1				
	46,2	73	320	30,3	4,4				
	47,5	71	320	29,5	4,5				
	54,2	63	320	25,9	5,1				
	56,7	60	320	24,7	5,4				
	62,8	54	320	22,3	5,9				
	66,5	51	320	21,1	6,3				
	77,1	44	290	18,2	6,6				
	79,7	43	270	17,6	6,3				
	92,4	37	260	15,2	7,1				

Güç Power [kW]	n_2 **Çıkış Devri** Output Speed n_2 [r.p.m]	M2M **Çıkış Momenti** Output Torque m_2 [Nm]	M2R **Nominal Moment** Nominal Torque m_{2R}	(i) **Tahvil** Ratio i	**(f,s,) Servis Faktörü** Service Factor f_s	**Redüktör** Gearbox	**Motor** Motors	**Verim** Dynamic Efficiency RD	**Ölçü Sayfası** Dim Page
0,55 kW	6,61	763	3000	211	3,9	F103	80-A4	94	66
	8,07	625	3000	173	4,8				
	4,66	1065	2100	300	2,0	F83	80-A4	94	62
	5,67	877	1950	247	2,2				
	6,42	773	2100	218	2,7				
	7,80	637	2100	179	3,3				
	9,29	535	2100	151	3,9				
	11,4	437	2100	123	4,8				
	13,8	360	2100	101	5,8				
	14,8	336	2100	94,7	6,2				
	16,4	303	2100	85,4	6,9				
	18,0	277	2100	77,9	7,6				
	4,2	1172	890	330	0,8	F73	80-A4	94	56
	4,8	1026	900	289	0,9				
	5,6	888	900	250	1,0				
	5,8	859	900	242	1,0				
	6,3	791	900	223	1,1				
	6,8	732	900	206	1,2				
	7,3	680	900	192	1,3				
	7,9	632	900	178	1,4				
	8,6	579	900	163	1,6				
	9,2	543	810	153	1,5				
	10,2	485	900	137	1,9				
	12,0	414	900	117	2,2				
	14,0	356	900	100	2,5				
	16,2	307	900	86,5	2,9				
	18,5	268	825	75,5	3,1				
	16,2	312	680	86,3	2,2	F72	80-A4	96	54
	18,9	268	585	74,2	2,2				
	22,4	227	900	62,6	4,0				
	26,0	195	810	53,9	4,2				
	29,8	170	705	47,0	4,1				
	32,3	157	900	43,3	5,7				
	37,6	135	895	37,2	6,6				
	39,6	128	900	35,4	7,0				
	5,83	853	675	240	0,8	F63	80-A4	94	50
	6,80	730	675	206	0,9				
	7,60	653	675	184	1,0				
	8,21	605	675	170	1,1				
	9,52	522	675	147	1,3				
	10,4	479	675	135	1,4				
	11,1	447	665	126	1,5				
	12,1	410	675	116	1,6				
	13,9	357	675	101	1,9				
	14,5	342	675	96,3	2,0				
	17,0	293	675	82,5	2,3				
	19,7	253	675	71,2	2,7				
	22,6	220	675	61,9	3,1				

Güç Power [kW]	n_2 **Çıkış Devri** Output Speed n_2 [r.p.m]	M2M **Çıkış Momenti** Output Torque m_2 [Nm]	M2R **Nominal Moment** Nominal Torque m_{2R}	(i) **Tahvil** Ratio i	**(f,s,) Servis Faktörü** Service Factor f_s	**Redüktör** Gearbox	**Motor** Motors	**Verim** Dynamic Efficiency RD	**Ölçü Sayfası** Dim Page
0,55 kW	19,7	258	560	71,3	2,2	F62	80-A4	96	48
	22,9	221	480	61,0	2,2				
	27,1	187	675	51,7	3,6				
	31,6	160	665	44,3	4,1				
	36,3	140	580	38,6	4,2				
	39,1	130	675	35,8	5,2				
	45,7	111	675	30,7	6,1				
	47,9	106	675	29,2	6,4				
	55,9	91	675	25,0	7,4				
	6,80	730	614	206	0,8	F53	80-A4	96	44
	7,60	653	614	184	0,9				
	8,21	605	614	170	1,0				
	9,52	522	614	147	1,2				
	10,4	479	614	135	1,3				
	11,1	447	605	126	1,4				
	12,1	410	614	116	1,5				
	13,9	357	614	101	1,7				
	14,5	342	614	96,3	1,8				
	17,0	293	614	82,5	2,1				
	19,7	253	614	71,2	2,4				
	22,6	220	614	61,9	2,8				
	19,7	258	509	71,3	2,0	F52	80-A4	96	42
	22,9	221	436	61,0	2,0				
	27,1	187	614	51,7	3,3				
	31,6	160	605	44,3	3,8				
	36,3	140	527	38,6	3,8				
	39,1	130	614	35,8	4,7				
	45,7	111	614	30,7	5,5				
	47,9	106	614	29,2	5,8				
	55,9	91	614	25,0	6,7				
	64,29	79	614	21,8	6,2				
	72,71	70	614	19,3	7,0				
	83,6	61	605	16,8	7,8				
	20,2	251	190	69,4	0,8	F42	80-A4	96	40
	21,7	234	315	64,5	1,3				
	26,7	190	260	52,5	1,4				
	28,3	179	320	49,4	1,8				
	34,8	146	300	40,3	2,1				
	38,7	131	320	36,2	2,4				
	41,7	122	250	33,6	2,1				
	46,2	110	320	30,3	2,9				
	47,5	107	320	29,5	3,0				
	54,2	94	320	25,9	3,4				
	56,7	89	320	24,7	3,6				
	62,8	81	320	22,3	4,0				
	66,5	76	320	21,1	4,2				
	77,1	66	290	18,2	4,4				
	79,7	64	270	17,6	4,2				
	92,4	55	260	15,2	4,7				
	114	45	260	12,3	5,8				
	139	36	240	10,0	6,6				
	167	30	225	8,38	7,4				

Güç Power [kW]	n_2 **Çıkış Devri** Output Speed n_2 [r.p.m]	M2M **Çıkış Momenti** Output Torque m_2 [Nm]	M2R **Nominal Moment** Nominal Torque m_{2R}	(i) **Tahvil** Ratio i	**(f,s,) Servis Faktörü** Service Factor f_s	**Redüktör** Gearbox	**Motor** Motors	**Verim** Dynamic Efficiency RD	**Ölçü Sayfası** Dim Page
0,75 kW	6,60	1019	4500	212	4,4	F113	80-B4	94	70
	6,61	1040	3000	212	2,9	F103	80-B4	94	66
	8,07	852	3000	173	3,5				
	8,84	778	3000	158	3,9				
	9,6	719	3000	146	4,2				
	11,7	589	3000	120	5,1				
	4,66	1444	2100	300	1,5	F83	80-B4	94	62
	5,67	1188	1950	247	1,6				
	6,42	1048	2100	218	2,0				
	7,80	863	2100	179	2,4				
	9,29	725	2100	151	2,9				
	11,4	592	2100	123	3,5				
	13,8	487	2100	101	4,3				
	14,8	455	2100	94,7	4,6				
	16,4	411	2100	85,4	5,1				
	18,0	375	2100	77,9	5,6				
	20,0	337	2100	70,0	6,2				
	21,3	316	2100	65,6	6,7				
	24,3	277	2100	57,6	7,6				
	5,78	1165	900	242	0,8	F73	80-B4	94	56
	6,28	1072	900	223	0,8				
	6,79	992	900	206	0,9				
	7,30	922	900	192	1,0				
	7,86	856	900	178	1,1				
	8,57	785	900	163	1,1				
	9,15	736	810	153	1,1				
	10,2	658	900	137	1,4				
	12,0	561	900	117	1,6				
	14,0	482	900	100	1,9				
	16,2	416	900	86,5	2,2				
	18,5	363	825	75,5	2,3				
	16,2	423	680	86,3	1,6	F72	80-B4	96	54
	18,9	364	585	74,2	1,6				
	22,4	307	900	62,6	2,9				
	26,0	264	810	53,9	3,1				
	29,8	231	705	47,0	3,1				
	32,3	213	900	43,3	4,2				
	37,6	183	895	37,2	4,9				
	39,6	174	900	35,4	5,2				
	46,0	149	900	30,4	6,0				
	51,5	134	900	27,2	6,7				
	59,8	115	900	23,4	7,8				
	7,6	886	675	184	0,8	F63	80-B4	94	50
	8,2	820	675	170	0,8				
	9,5	707	675	147	1,0				
	10,4	649	675	135	1,0				
	11,1	606	665	126	1,1				
	12,1	556	675	116	1,2				
	13,9	483	675	101	1,4				
	14,5	463	675	96,3	1,5				
	17,0	397	675	82,5	1,7				
	19,7	342	675	71,2	2,0				
	22,6	298	675	61,9	2,3				

Güç Power [kW]	n_2 **Çıkış Devri** Output Speed n_2 [r.p.m]	M2M **Çıkış Momenti** Output Torque m_2 [Nm]	M2R **Nominal Moment** Nominal Torque m_{2R}	(i) **Tahvil** Ratio i	**(f,s,) Servis Faktörü** Service Factor f_s	**Redüktör** Gearbox	**Motor** Motors	**Verim** Dynamic Efficiency RD	**Ölçü Sayfası** Dim Page
0,75 kW	19,7	350	560	71,3	1,6	F62	80-B4	96	48
	22,9	300	480	61,0	1,6				
	27,1	254	675	51,7	2,7				
	31,6	218	665	44,3	3,1				
	36,3	189	580	38,6	3,1				
	39,1	176	675	35,8	3,8				
	45,7	150	675	30,7	4,5				
	47,9	143	675	29,2	4,7				
	55,9	123	675	25,0	5,5				
	64,3	107	675	21,8	6,3				
	72,7	94	675	19,3	7,1				
	9,52	707	614	147	0,9	F53	80-B4	96	44
	10,4	649	614	135	0,9				
	11,1	606	605	126	1,0				
	12,1	556	614	116	1,1				
	13,9	483	614	101	1,3				
	14,5	463	614	96	1,3				
	17,0	397	614	82	1,5				
	19,7	342	614	71	1,8				
	22,6	298	614	62	2,1				
	19,7	350	509	71,3	1,5	F52	80-B4	96	42
	22,9	300	436	61,0	1,5				
	27,1	254	614	51,7	2,4				
	31,6	218	605	44,3	2,8				
	36,3	189	527	38,6	2,8				
	39,1	176	614	35,8	3,5				
	45,7	150	614	30,7	4,1				
	47,9	143	614	29,2	4,3				
	55,9	123	614	25,0	5,0				
	64,3	107	614	21,8	5,7				
	72,7	94	614	19,3	6,5				
	83,6	82	605	16,8	5,7				
	98,3	70	545	14,2	6,4				
	113,0	61	527	12,4	7,4				
	158,7	43	373	8,8	7,4				
	185,3	37	355	7,6	7,8				
	21,7	317	315	64,5	1,0	F42	80-B4	96	40
	26,7	258	260	52,5	1,0				
	28,3	243	320	49,4	1,3				
	34,8	198	300	40,3	1,5				
	38,7	178	320	36,2	1,8				
	41,7	165	250	33,6	1,5				
	46,2	149	320	30,3	2,1				
	47,5	145	320	29,5	2,2				
	54,2	127	320	25,9	2,5				
	56,7	121	320	24,7	2,6				
	62,8	109	320	22,3	2,9				
	66,5	103	320	21,1	3,1				
	77,1	89	290	18,2	3,3				
	79,7	86	270	17,6	3,1				
	92,4	74	260	15,2	3,5				
	114	61	260	12,3	4,3				
	139	49	240	10,0	4,9				
	167	41	225	8,38	5,5				

Güç Power [kW]	n_2 **Çıkış Devri** Output Speed n_2 [r.p.m]	M2M **Çıkış Momenti** Output Torque m_2 [Nm]	M2R **Nominal Moment** Nominal Torque m_{2R}	(i) **Tahvil** Ratio i	**(f,s,) Servis Faktörü** Service Factor f_s	**Redüktör** Gearbox	**Motor** Motors	**Verim** Dynamic Efficiency RD	**Ölçü Sayfası** Dim Page
1,1 kW	6,6	1494	4500	212	3,0	F113	90-S4	94	70
	8,1	1223	4600	173	3,8				
	8,8	1117	4600	158	4,1				
	9,6	1033	4500	146	4,4				
	6,61	1526	3000	212	2,0	F103	90-S4	94	66
	8,07	1249	3000	173	2,4				
	8,84	1141	3000	158	2,6				
	9,6	1055	3000	146	2,8				
	11,7	864	3000	120	3,5				
	12,8	789	3000	110	3,8				
	14,3	706	3000	98,0	4,3				
	15,21	663	3000	92,0	4,5				
	15,7	644	3000	89,5	4,7				
	4,66	2105	2100	300	1,0	F83	90-S4	94	62
	5,67	1732	1950	247	1,1				
	6,42	1528	2100	218	1,4				
	7,80	1258	2100	179	1,7				
	9,29	1057	2100	151	2,0				
	11,4	863	2100	123	2,4				
	13,8	711	2100	101	3,0				
	14,8	664	2100	94,7	3,2				
	16,4	599	2100	85,4	3,5				
	18,0	546	2100	77,9	3,8				
	20,0	491	2100	70,0	4,3				
	21,3	460	2100	65,6	4,6				
	24,3	404	2100	57,6	5,2				
	28,8	340	2100	48,6	6,2				
	8,57	1145	900	163	0,8	F73	90-S4	94	56
	9,15	1073	810	153	0,8				
	10,2	959	900	137	0,9				
	12,0	817	900	117	1,1				
	14,0	703	900	100	1,3				
	16,2	606	900	86,5	1,5				
	18,5	529	825	75,5	1,6				
	16,2	617	680	86,3	1,1	F72	90-S4	96	54
	18,9	531	585	74,2	1,1				
	22,4	448	900	62,6	2,0				
	26,0	385	810	53,9	2,1				
	29,8	336	705	47,0	2,1				
	32,3	310	900	43,3	2,9				
	37,6	266	895	37,2	3,4				
	39,6	253	900	35,4	3,6				
	46,0	218	900	30,4	4,1				
	51,5	195	900	27,2	4,6				
	59,8	167	900	23,4	5,4				
	69,6	144	900	20,1	6,3				
	80,9	124	885	17,3	7,1				
	92,7	108	775	15,1	7,2				
	11,1	883	665	126	0,8	F63	90-S4	94	50
	12,1	810	675	116	0,8				
	13,9	705	675	101	1,0				
	14,5	675	675	96,3	1,0				
	17,0	578	675	82,5	1,2				
	19,7	499	675	71,2	1,4				
	22,6	434	675	61,9	1,6				

Güç Power [kW]	n_2 **Çıkış Devri** Output Speed n_2 [r.p.m]	M2M **Çıkış Momenti** Output Torque m_2 [Nm]	M2R **Nominal Moment** Nominal Torque m_{2R}	(i) **Tahvil** Ratio i	**(f,s,) Servis Faktörü** Service Factor f_s	**Redüktör** Gearbox	**Motor** Motors	**Verim** Dynamic Efficiency RD	**Ölçü Sayfası** Dim Page
1,1 kW	19,7	510	560	71,3	1,1	F62	90-S4	96	48
	22,9	437	480	61,0	1,1				
	27,1	370	675	51,7	1,8				
	31,6	317	665	44,3	2,1				
	36,3	276	580	38,6	2,1				
	39,1	256	675	35,8	2,6				
	45,7	219	675	30,7	3,1				
	47,9	209	675	29,2	3,2				
	55,9	179	675	25,0	3,8				
	64,3	156	675	21,8	4,3				
	72,7	138	675	19,3	4,9				
	83,6	120	665	16,8	5,5				
	98,3	102	600	14,2	5,9				
	113	89	580	12,4	6,5				
	159	63	410	8,82	6,5				
	185	54	390	7,56	7,2				
	12,1	810	614	116	0,8	F53	90-S4	96	44
	13,9	705	614	101	0,9				
	14,5	675	614	96,3	0,9				
	17,0	578	614	82,5	1,1				
	19,7	499	614	71,2	1,2				
	22,6	434	614	61,9	1,4				
	19,7	510	509	71,3	1,0	F52	90-S4	96	42
	22,9	437	436	61,0	1,0				
	27,1	370	614	51,7	1,7				
	31,6	317	605	44,3	1,9				
	36,3	276	527	38,6	1,9				
	39,1	256	614	35,8	2,4				
	45,7	219	614	30,7	2,8				
	47,9	209	614	29,2	2,9				
	55,9	179	614	25,0	3,4				
	64,3	156	614	21,8	3,9				
	72,7	138	614	19,3	4,4				
	83,6	120	605	16,8	5,0				
	98,3	102	545	14,2	5,3				
	113	89	527	12,4	5,9				
	159	63	373	8,82	5,9				
	185	54	355	7,56	6,6				
	213	47	345	6,57	6,0				
	28,3	354	320	49,4	0,9	F42	90-S4	96	40
	34,8	288	300	40,3	1,0				
	38,7	259	320	36,2	1,2				
	41,7	240	250	33,6	1,0				
	46,2	217	320	30,3	1,5				
	47,5	211	320	29,5	1,5				
	54,2	185	320	25,9	1,7				
	56,7	177	320	24,7	1,8				
	62,8	160	320	22,3	2,0				
	66,5	151	320	21,1	2,1				
	77,1	130	290	18,2	2,2				
	79,7	126	270	17,6	2,1				
	92,4	108	260	15,2	2,4				
	114	88	260	12,3	2,9				
	139	72	240	10,0	3,3				
	167	60	225	8,38	3,8				

Güç Power [kW]	n_2 **Çıkış Devri** Output Speed n_2 [r.p.m]	M2M **Çıkış Momenti** Output Torque m_2 [Nm]	M2R **Nominal Moment** Nominal Torque m_{2R}	(i) **Tahvil** Ratio i	**(f,s,) Servis Faktörü** Service Factor f_s	**Redüktör** Gearbox	**Motor** Motors	**Verim** Dynamic Efficiency RD	**Ölçü Sayfası** Dim Page
1,5 kW	6,6	2037	4500	212	2,2	F113	90-LA4	94	70
	8,1	1668	4600	173	2,8				
	8,8	1523	4600	158	3,0				
	9,6	1409	4500	146	3,2				
	11,7	1154	4600	120	4,0				
	12,8	1053	4600	110	4,4				
	14,3	942	4600	98,0	4,9				
	15,2	885	4500	92,0	5,1				
	6,61	2081	3000	211,82	1,4	F103	90-LA4	94	66
	8,07	1704	3000	173,45	1,8				
	8,84	1556	3000	158,37	1,9				
	9,6	1439	3000	146,47	2,1				
	11,7	1178	3000	119,94	2,5				
	12,8	1076	3000	109,52	2,8				
	14,3	963	3000	97,99	3,1				
	15,21	904	3000	92,02	3,3				
	15,7	879	3000	89,5	3,4				
	18,58	740	3000	75,35	4,1				
	25,12	676	3000	68,8	4,4				
	5,67	2372	1950	247	0,8	F83	90-LA4	94	62
	6,42	2093	2100	218	1,0				
	7,80	1722	2100	179	1,2				
	9,29	1447	2100	151	1,5				
	11,4	1182	2100	123	1,8				
	13,8	973	2100	101	2,2				
	14,8	909	2100	95	2,3				
	16,4	819	2100	85	2,6				
	18,0	748	2100	78	2,8				
	20,0	672	2100	70	3,1				
	21,3	630	2100	66	3,3				
	24,3	553	2100	58	3,8				
	28,8	466	2100	49	4,5				
	12,0	1119	900	117	0,8	F73	90-LA4	94	56
	14,0	962	900	100	0,9				
	16,2	830	900	86,5	1,1				
	18,5	725	825	75,5	1,1				
	16,2	845	680	86,3	0,8	F72	90-LA4	96	54
	18,9	726	585	74,2	0,8				
	22,4	614	900	62,6	1,5				
	26,0	528	810	53,9	1,5				
	29,8	461	705	47,0	1,5				
	32,3	424	900	43,3	2,1				
	37,6	365	895	37,2	2,5				
	39,6	347	900	35,4	2,6				
	46,0	298	900	30,4	3,0				
	51,5	267	900	27,2	3,4				
	59,8	229	900	23,4	3,9				
	69,6	197	900	20,1	4,6				
	80,9	170	885	17,3	5,2				
	92,7	148	775	15,1	5,2				
	131	105	680	10,7	6,5				
	152	90	590	9,18	6,6				
	175	79	520	8,02	6,6				

Güç Power [kW]	n_2 **Çıkış Devri** Output Speed n_2 [r.p.m]	M2M **Çıkış Momenti** Output Torque m_2 [Nm]	M2R **Nominal Moment** Nominal Torque m_{2R}	(i) **Tahvil** Ratio i	**(f,s,) Servis Faktörü** Service Factor f_s	**Redüktör** Gearbox	**Motor** Motors	**Verim** Dynamic Efficiency RD	**Ölçü Sayfası** Dim Page
1,5 kW	17,0	792	675	82,5	0,9	F63	90-LA4	94	7-20
	19,7	683	675	71,2	1,0				
	22,6	594	675	61,9	1,1				
	19,7	698	560	71,3	0,8	F62	90-LA4	96	48
	22,9	598	480	61,0	0,8				
	27,1	507	675	51,7	1,3				
	31,6	434	665	44,3	1,5				
	36,3	378	580	38,6	1,5				
	39,1	350	675	35,8	1,9				
	45,7	300	675	30,7	2,2				
	47,9	286	675	29,2	2,4				
	55,9	245	675	25,0	2,8				
	64,3	213	675	21,8	3,2				
	72,7	189	675	19,3	3,6				
	83,6	164	665	16,8	4,1				
	98,3	140	600	14,2	4,3				
	113	121	580	12,4	4,8				
	159	86	410	8,82	4,7				
	185	74	390	7,56	5,3				
	213	64	380	6,57	5,9				
	17,0	792	614	82,5	0,8	F53	90-LA4	96	44
	19,7	683	614	71,2	0,9				
	22,6	594	614	61,9	1,0				
	22,9	598	436	61,0	0,8	F52	90-LA4	96	42
	27,1	507	614	51,7	1,2				
	31,6	434	605	44,3	1,4				
	36,3	378	527	38,6	1,4				
	39,1	350	614	35,8	1,8				
	45,7	300	614	30,7	2,0				
	47,9	286	614	29,2	2,1				
	55,9	245	614	25,0	2,5				
	64,3	213	614	21,8	2,9				
	72,7	189	614	19,3	3,2				
	83,6	164	605	16,8	3,7				
	98,3	140	545	14,2	3,9				
	113	121	527	12,4	4,4				
	159	86	373	8,82	4,3				
	185	74	355	7,56	4,8				
	213	64	345	6,57	5,4				
	34,8	394	300	40,3	0,8	F42	90-LA4	96	40
	38,7	355	320	36,2	0,9				
	41,7	329	250	33,6	0,8				
	46,2	297	320	30,3	1,1				
	47,5	289	320	29,5	1,1				
	54,2	253	320	25,9	1,3				
	56,7	242	320	24,7	1,3				
	62,8	218	320	22,3	1,5				
	66,5	206	320	21,1	1,6				
	77,1	178	290	18,2	1,6				
	79,7	172	270	17,6	1,6				
	92,4	148	260	15,2	1,8				
	114	121	260	12,3	2,2				
	139	98	240	10,0	2,4				
	167	82	225	8,38	2,7				

Güç Power [kW]	n_2 **Çıkış Devri** Output Speed n_2 [r.p.m]	M2M **Çıkış Momenti** Output Torque m_2 [Nm]	M2R **Nominal Moment** Nominal Torque m_{2R}	(i) **Tahvil** Ratio i	**(f,s,) Servis Faktörü** Service Factor f_s	**Redüktör** Gearbox	**Motor** Motors	**Verim** Dynamic Efficiency RD	**Ölçü Sayfası** Dim Page
1,85 kW	6,42	2585	2100	218	0,8	F83	90-LB4	94	63
	7,80	2127	2100	179	1,0				
	9,29	1788	2100	151	1,2				
	11,4	1460	2100	123	1,4				
	13,8	1202	2100	101	1,7				
	14,8	1123	2100	94,7	1,9				
	16,4	1012	2100	85,4	2,1				
	18,0	924	2100	77,9	2,3				
	20,0	831	2100	70,0	2,5				
	21,3	778	2100	65,6	2,7				
	24,3	684	2100	57,6	3,1				
	28,8	576	2100	48,6	3,6				
	14,0	1188	900	100	0,8	F73	90-LB4	94	56
	16,2	1025	900	86,5	0,9				
	18,5	895	825	75,5	0,9				
	22,4	758	900	62,6	1,2	F72	90-LB4	96	54
	26,0	652	810	53,9	1,2				
	29,8	569	705	47,0	1,2				
	32,3	524	900	43,3	1,7				
	37,6	451	895	37,2	2,0				
	39,6	428	900	35,4	2,1				
	46,0	368	900	30,4	2,4				
	51,5	329	900	27,2	2,7				
	59,8	283	900	23,4	3,2				
	69,6	244	900	20,1	3,7				
	80,9	209	885	17,3	4,2				
	92,7	183	775	15,1	4,2				
	131	129	680	10,7	5,3				
	152	111	590	9,18	5,3				
	175	97	520	8,02	5,4				
	20	844	675	71,16	0,8	F63	90-LB4	94	50
	22,6	734	675	61,9	0,9				
	27,1	626	675	51,7	1,1	F62	90-LB4	96	48
	31,6	536	665	44,3	1,2				
	36,3	466	580	38,6	1,2				
	39,1	433	675	35,8	1,6				
	45,7	371	675	30,7	1,8				
	47,9	354	675	29,2	1,9				
	55,9	303	675	25,0	2,2				
	64,3	264	675	21,8	2,6				
	72,7	233	675	19,3	2,9				
	83,6	203	665	16,8	3,3				
	98,3	172	600	14,2	3,5				
	113	150	580	12,4	3,9				
	159	107	410	8,82	3,8				
	185	91	390	7,56	4,3				
	213	80	380	6,57	4,8				
	22,6	734	614	61,89	0,8	F53	90-LB4	96	44
	27,1	626	614	51,7	0,8	F52	90-LB4	96	42
	31,6	536	605	44,3	1,1				
	36,3	466	527	38,6	1,1				
	39,1	433	614	35,8	1,4				
	45,7	371	614	30,7	1,7				
	47,9	354	614	29,2	1,7				
	55,9	303	614	25,0	2,0				
	64,3	264	614	21,8	2,3				
	72,7	233	614	19,3	2,6				
	83,6	203	605	16,8	3,0				
	98,3	172	545	14,2	3,2				
	113	150	527	12,4	3,5				
	159	107	373	8,82	3,5				
	185	91	355	7,56	3,9				
	213	80	345	6,57	4,3				
	46,2	367	320	30,3	0,9	F42	90-LB4	96	40
	47,5	357	320	29,5	0,9				
	54,2	313	320	25,9	1,0				
	56,7	299	320	24,7	1,1				
	62,8	270	320	22,3	1,2				
	66,5	255	320	21,1	1,3				
	77,1	220	290	18,2	1,3				
	79,7	213	270	17,6	1,3				
	92,4	183	260	15,2	1,4				
	114	149	260	12,3	1,7				
	139	121	240	10,0	2,0				
	167	101	225	8,38	2,2				

Güç Power [kW]	n_2 **Çıkış Devri** Output Speed n_2 [r.p.m]	M2M **Çıkış Momenti** Output Torque m_2 [Nm]	M2R **Nominal Moment** Nominal Torque m_{2R}	(i) **Tahvil** Ratio i	**(f,s,) Servis Faktörü** Service Factor f_s	**Redüktör** Gearbox	**Motor** Motors	**Verim** Dynamic Efficiency RD	**Ölçü Sayfası** Dim Page
2,2 kW	6,61	2951	4500	211,82	1,5	F113	100-LA4	94	70
	8,07	2416	4600	173,45	1,9				
	8,84	2206	4600	158,37	2,1				
	9,56	2040	4500	146,47	2,2				
	11,67	1671	4600	119,94	2,8				
	12,78	1526	4600	109,52	3				
	14,29	1365	4600	97,99	3,4				
	15,21	1282	4500	92,02	3,5				
	15,65	1246	4600	89,47	3,7				
	18,58	1050	4600	75,35	4,4				
	20,35	958	4600	68,8	4,8				
	25,12	776	4600	55,73	5,9				
	27,51	709	4600	50,89	6,5				
	6,61	2951	3000	211,82	1	F103	100-LA4	94	66
	8,07	2416	3000	173,45	1,2				
	8,84	2206	3000	158,37	1,4				
	9,56	2040	3000	146,47	1,5				
	11,67	1671	3000	119,94	1,8				
	12,78	1526	3000	109,52	2				
	14,29	1365	3000	97,99	2,2				
	15,21	1282	3000	92,02	2,3				
	15,65	1246	3000	89,47	2,4				
	18,58	1050	3000	75,35	2,9				
	20,35	958	3000	68,8	3,1				
	25,12	776	3000	55,73	3,9				
	27,51	709	3000	50,89	4,2				
	38,77	503	2900	36,11	5,8				
	7,80	2499	2100	179	0,8	F83	100-LA4	94	62
	9,29	2100	2100	151	1,0				
	11,4	1715	2100	123	1,2				
	13,8	1412	2100	101	1,5				
	14,8	1319	2100	94,7	1,6				
	16,4	1189	2100	85,4	1,8				
	18,0	1086	2100	77,9	1,9				
	20,0	976	2100	70,0	2,2				
	21,3	914	2100	65,6	2,3				
	24,3	803	2100	57,6	2,6				
	28,8	676	2100	48,6	3,1				
	27,7	719	2100	50,6	2,9	F82	100-LA4	96	60
	33,6	592	1960	41,6	3,3				
	40,0	497	2100	35,0	4,2				
	48,6	409	2100	28,8	5,1				
	57,7	345	1940	24,3	5,6				
	59,5	334	2100	23,5	6,3				
	63,7	312	2100	22,0	6,7				
	70,7	282	2060	19,8	7,3				

Güç Power [kW]	n_2 **Çıkış Devri** Output Speed n_2 [r.p.m]	M2M **Çıkış Momenti** Output Torque m_2 [Nm]	M2R **Nominal Moment** Nominal Torque m_{2R}	(i) **Tahvil** Ratio i	**(f,s,) Servis Faktörü** Service Factor f_s	**Redüktör** Gearbox	**Motor** Motors	**Verim** Dynamic Efficiency RD	**Ölçü Sayfası** Dim Page
2,2 kW	22,4	890	900	62,6	1,0	F72	100-LA4	96	54
	26,0	765	810	53,9	1,1				
	29,8	668	705	47,0	1,1				
	32,3	616	900	43,3	1,5				
	37,6	529	895	37,2	1,7				
	39,6	503	900	35,4	1,8				
	46,0	432	900	30,4	2,1				
	51,5	387	900	27,2	2,3				
	59,8	333	900	23,4	2,7				
	69,6	286	900	20,1	3,1				
	80,9	246	885	17,3	3,6				
	92,7	215	775	15,1	3,6				
	131	152	680	10,7	4,5				
	152	131	590	9,18	4,5				
	175	114	520	8,02	4,6				
	27,1	735	675	51,7	0,9	F62	100-LA4	96	48
	31,6	630	665	44,3	1,1				
	36,3	548	580	38,6	1,1				
	39,1	509	675	35,8	1,3				
	45,7	436	675	30,7	1,5				
	47,9	415	675	29,2	1,6				
	55,9	356	675	25,0	1,9				
	64,3	310	675	21,8	2,2				
	72,7	274	675	19,3	2,5				
	83,6	238	665	16,8	2,8				
	98,3	202	600	14,2	3,0				
	113	176	580	12,4	3,3				
	159	125	410	8,82	3,3				
	185	107	390	7,56	3,6				
	213	93	380	6,57	4,1				
	27,1	735	614	51,7	0,8	F52	100-LA4	96	42
	31,6	630	605	44,3	0,9				
	36,3	548	527	38,6	0,9				
	39,1	509	614	35,8	1,2				
	45,7	436	614	30,7	1,4				
	47,9	415	614	29,2	1,5				
	55,9	356	614	25,0	1,7				
	64,3	310	614	21,8	2,0				
	72,7	274	614	19,3	2,2				
	83,6	238	605	16,8	2,5				
	98,3	202	545	14,2	2,7				
	113	176	527	12,4	3,0				
	159	125	373	8,82	3,0				
	185	107	355	7,56	3,3				
	213	93	345	6,57	3,7				
	62,8	317	320	22,3	1,0	F42	100-LA4	96	40
	66,5	299	320	21,1	1,1				
	77,1	258	290	18,2	1,1				
	79,7	250	270	17,6	1,1				
	92,4	215	260	15,2	1,2				
	114	175	260	12,3	1,5				
	139	143	240	10,0	1,7				
	167	119	225	8,38	1,9				

Güç Power [kW]	n_2 **Çıkış Devri** Output Speed n_2 [r.p.m]	M2M **Çıkış Momenti** Output Torque m_2 [Nm]	M2R **Nominal Moment** Nominal Torque m_{2R}	(i) **Tahvil** Ratio i	**(f,s,) Servis Faktörü** Service Factor f_s	**Redüktör** Gearbox	**Motor** Motors	**Verim** Dynamic Efficiency RD	**Ölçü Sayfası** Dim Page
3 kW	6,61	4007	4500	211,82	1,1	F113	100-LB4	94	70
	8,07	3281	4600	173,45	1,4				
	8,84	2996	4600	158,37	1,5				
	9,56	2771	4500	146,47	1,6				
	11,67	2269	4600	119,94	2				
	12,78	2072	4600	109,52	2,2				
	14,29	1854	4600	97,99	2,5				
	15,21	1741	4500	92,02	2,6				
	15,65	1693	4600	89,47	2,7				
	18,58	1425	4600	75,35	3,2				
	20,35	1302	4600	68,8	3,5				
	25,12	1054	4600	55,73	4,4				
	27,51	963	4600	50,89	4,8				
	38,77	683	4500	36,11	6,6				
	8,07	3281	3000	173,45	0,9	F103	100-LB4	94	66
	8,84	2996	3000	158,37	1				
	9,56	2771	3000	146,47	1,1				
	11,67	2269	3000	119,94	1,3				
	12,78	2072	3000	109,52	1,4				
	14,29	1854	3000	97,99	1,6				
	15,21	1741	3000	92,02	1,7				
	15,65	1693	3000	89,47	1,8				
	18,58	1425	3000	75,35	2,1				
	20,35	1302	3000	68,8	2,3				
	25,12	1054	3000	55,73	2,8				
	27,51	963	3000	50,89	3,1				
	38,77	683	2900	36,11	4,2				
	11,4	2330	2100	123	0,9	F83	100-LB4	94	62
	13,8	1917	2100	101	1,1				
	14,8	1791	2100	94,7	1,2				
	16,4	1615	2100	85,4	1,3				
	18,0	1474	2100	77,9	1,4				
	20,0	1325	2100	70,0	1,6				
	21,3	1242	2100	65,6	1,7				
	24,3	1090	2100	57,6	1,9				
	28,8	918	2100	48,6	2,3				
	27,7	977	2100	50,6	2,1	F82	100-LB4	96	60
	33,6	804	1960	41,6	2,4				
	40,0	675	2100	35,0	3,1				
	48,6	556	2100	28,8	3,8				
	57,7	468	1940	24,3	4,1				
	59,5	454	2100	23,5	4,6				
	63,7	424	2100	22,0	4,9				
	70,7	383	2060	19,8	5,4				
	77,4	349	2100	18,1	6,0				
	86,1	314	2100	16,3	6,7				
	91,9	294	1900	15,2	6,5				
	105	258	1700	13,4	6,6				
	124	218	1500	11,3	6,9				

Güç Power [kW]	n_2 **Çıkış Devri** Output Speed n_2 [r.p.m]	M2M **Çıkış Momenti** Output Torque m_2 [Nm]	M2R **Nominal Moment** Nominal Torque m_{2R}	(i) **Tahvil** Ratio i	**(f,s,) Servis Faktörü** Service Factor f_s	**Redüktör** Gearbox	**Motor** Motors	**Verim** Dynamic Efficiency RD	**Ölçü Sayfası** Dim Page
3 kW	26,0	1040	810	53,9	0,8	F72	100-LB4	96	54
	29,8	908	705	47,0	0,8				
	32,3	836	900	43,3	1,1				
	37,6	719	895	37,2	1,2				
	39,6	683	900	35,4	1,3				
	46,0	587	900	30,4	1,5				
	51,5	525	900	27,2	1,7				
	59,8	452	900	23,4	2,0				
	69,6	388	900	20,1	2,3				
	80,9	334	885	17,3	2,6				
	92,7	292	775	15,1	2,7				
	131	206	680	10,7	3,3				
	152	177	590	9,18	3,3				
	175	155	520	8,02	3,4				
	31,6	856	665	44,3	0,8	F62	100-LB4	96	48
	36,3	744	580	38,6	0,8				
	39,1	691	675	35,8	1,0				
	45,7	592	675	30,7	1,1				
	47,9	564	675	29,2	1,2				
	55,9	483	675	25,0	1,4				
	64,3	420	675	21,8	1,6				
	72,7	372	675	19,3	1,8				
	83,6	323	665	16,8	2,1				
	98,3	275	600	14,2	2,2				
	113	239	580	12,4	2,4				
	159	170	410	8,82	2,4				
	185	146	390	7,56	2,7				
	213	127	380	6,57	3,0				
	39,1	691	614	35,8	0,9	F52	100-LB4	96	42
	45,7	592	614	30,7	1,0				
	47,9	564	614	29,2	1,1				
	55,9	483	614	25,0	1,3				
	64,3	420	614	21,8	1,5				
	72,7	372	614	19,3	1,6				
	83,6	323	605	16,8	1,9				
	98,3	275	545	14,2	2,0				
	113	239	527	12,4	2,2				
	159	170	373	8,82	2,2				
	185	146	355	7,56	2,4				
	213	127	345	6,57	2,7				
	66,5	406	320	21,1	0,8	F42	100-LB4	96	40
	77,1	351	290	18,2	0,8				
	79,7	339	270	17,6	0,8				
	92,4	293	260	15,2	0,9				
	114	238	260	12,3	1,1				
	139	194	240	10,0	1,2				
	167	162	225	8,38	1,4				

Güç Power [kW]	n_2 **Çıkış Devri** Output Speed n_2 [r.p.m]	M2M **Çıkış Momenti** Output Torque m_2 [Nm]	M2R **Nominal Moment** Nominal Torque m_{2R}	(i) **Tahvil** Ratio i	**(f,s,) Servis Faktörü** Service Factor f_s	**Redüktör** Gearbox	**Motor** Motors	**Verim** Dynamic Efficiency RD	**Ölçü Sayfası** Dim Page
4 kW	6,61	5323	4500	211,82	0,8	F113	112-M4	94	70
	8,07	4359	4600	173,45	1,1				
	8,84	3980	4600	158,37	1,2				
	9,56	3681	4500	146,47	1,2				
	11,67	3014	4600	119,94	1,5				
	12,78	2752	4600	109,52	1,7				
	14,29	2462	4600	97,99	1,9				
	15,21	2312	4500	92,02	1,9				
	15,65	2248	4600	89,47	2				
	18,58	1894	4600	75,35	2,4				
	20,35	1729	4600	68,8	2,7				
	25,12	1401	4600	55,73	3,3				
	27,51	1279	4600	50,89	3,6				
	38,77	908	4500	36,11	5				
	8,84	3980	3000	158,37	0,8	F103	112-M4	94	66
	9,56	3681	3000	146,47	0,8				
	11,67	3014	3000	119,94	1				
	12,78	2752	3000	109,52	1,1				
	14,29	2462	3000	97,99	1,2				
	15,21	2312	3000	92,02	1,3				
	15,65	2248	3000	89,47	1,3				
	18,58	1894	3000	75,35	1,6				
	20,35	1729	3000	68,8	1,7				
	25,12	1401	3000	55,73	2,1				
	27,51	1279	3000	50,89	2,3				
	38,77	908	2900	36,11	3,2				
	13,8	2547	2100	101	0,8	F83	112-M4	94	62
	14,8	2380	2100	94,7	0,9				
	16,4	2145	2100	85,4	1,0				
	18,0	1958	2100	77,9	1,1				
	20,0	1760	2100	70,0	1,2				
	21,3	1649	2100	65,6	1,3				
	24,3	1448	2100	57,6	1,4				
	28,8	1220	2100	48,6	1,7				
	27,7	1298	2100	50,6	1,6	F82	112-M4	96	60
	33,6	1068	1960	41,6	1,8				
	40,0	897	2100	35,0	2,3				
	48,6	738	2100	28,8	2,8				
	57,7	622	1940	24,3	3,1				
	59,5	603	2100	23,5	3,5				
	63,7	564	2100	22,0	3,7				
	70,7	508	2060	19,8	4,1				
	77,4	464	2100	18,1	4,5				
	86,1	417	2100	16,3	5,0				
	91,9	391	1900	15,2	4,9				
	105	343	1700	13,4	5,0				
	124	289	1500	11,3	5,2				
	162	221	1350	8,63	6,1				
	197	182	1175	7,10	6,5				
	234	153	1000	5,98	6,5				

Güç Power [kW]	n_2 **Çıkış Devri** Output Speed n_2 [r.p.m]	M2M **Çıkış Momenti** Output Torque m_2 [Nm]	M2R **Nominal Moment** Nominal Torque m_{2R}	(i) **Tahvil** Ratio i	**(f,s,) Servis Faktörü** Service Factor f_s	**Redüktör** Gearbox	**Motor** Motors	**Verim** Dynamic Efficiency RD	**Ölçü Sayfası** Dim Page
4 kW	32,32	1111	900	43,3	0,8	F72	112-M4	96	54
	37,6	955	895	37,2	0,9				
	39,6	907	900	35,4	1,0				
	46,0	780	900	30,4	1,2				
	51,5	698	900	27,2	1,3				
	59,8	600	900	23,4	1,5				
	69,6	516	900	20,1	1,7				
	80,9	444	885	17,3	2,0				
	92,7	387	775	15,1	2,0				
	131	274	680	10,7	2,5				
	152	235	590	9,18	2,5				
	175	206	520	8,02	2,5				
	45,7	786	675	30,7	0,9	F62	112-M4	96	48
	47,9	750	675	29,2	0,9				
	55,9	642	675	25,0	1,1				
	64,3	558	675	21,8	1,2				
	72,7	494	675	19,3	1,4				
	83,6	429	665	16,8	1,5				
	98,3	365	600	14,2	1,6				
	113	318	580	12,4	1,8				
	159	226	410	8,82	1,8				
	185	194	390	7,56	2,0				
	213	169	380	6,57	2,3				
	45,7	786	614	30,7	0,8	F52	112-M4	96	42
	47,9	750	614	29,2	0,8				
	55,9	642	614	25,0	1,0				
	64,3	558	614	21,8	1,1				
	72,7	494	614	19,3	1,2				
	83,6	429	605	16,8	1,4				
	98,3	365	545	14,2	1,5				
	113	318	527	12,4	1,7				
	159	226	373	8,82	1,6				
	185	194	355	7,56	1,8				
	213	169	345	6,57	2,0				
	114	316	260	12,3	0,8	F42	112-M4	96	40
	139	257	240	10,0	0,9				
	167	215	225	8,38	1,0				

Güç Power [kW]	n_2 **Çıkış Devri** Output Speed n_2 [r.p.m]	M2M **Çıkış Momenti** Output Torque m_2 [Nm]	M2R **Nominal Moment** Nominal Torque m_{2R}	(i) **Tahvil** Ratio i	**(f,s,) Servis Faktörü** Service Factor f_s	**Redüktör** Gearbox	**Motor** Motors	**Verim** Dynamic Efficiency RD	**Ölçü Sayfası** Dim Page
5,5 kW	11,67	4120	4600	119,94	1,1	F113	132-S4	94	70
	12,78	3762	4600	109,52	1,2				
	14,29	3366	4600	97,99	1,4				
	15,21	3161	4500	92,02	1,4				
	15,65	3074	4600	89,47	1,5				
	18,58	2589	4600	75,35	1,8				
	20,35	2364	4600	68,8	1,9				
	25,12	1915	4600	55,73	2,4				
	27,51	1748	4600	50,89	2,6				
	38,77	1241	4500	36,11	3,6				
	34,03	1442	4500	41,15	3,1	F112	132-S4	96	68
	41,55	1181	4500	33,69	3,8				
	45,51	1078	4500	30,76	4,2				
	50,4	974	4500	27,78	4,6				
	59,32	827	4500	23,6	5,4				
	61,55	797	4500	22,75	5,6				
	67,4	728	4500	20,77	6,2				
	72,44	677	4500	19,33	6,6				
	79,33	619	4500	17,65	7,3				
	89,58	548	4300	15,63	7,8				
	15,21	3161	3000	92,02	0,9	F103	132-S4	94	66
	15,65	3074	3000	89,47	1				
	18,58	2589	3000	75,35	1,2				
	20,35	2364	3000	68,8	1,3				
	25,12	1915	3000	55,73	1,6				
	27,51	1748	3000	50,89	1,7				
	38,77	1241	2900	36,11	2,3				
	34,03	1442	2900	41,15	2	F102	132-S4	96	64
	41,55	1181	2900	33,69	2,5				
	45,51	1078	2900	30,76	2,7				
	50,4	974	2900	27,78	3				
	59,32	827	2900	23,6	3,5				
	61,55	797	2900	22,75	3,6				
	67,4	728	2900	20,77	4				
	72,44	677	2900	19,33	4,3				
	79,33	619	2600	17,65	4,2				
	89,58	548	2400	15,63	4,4				
	109,4	449	2300	12,8	5,1				
	119,81	410	2300	11,69	5,6				
	140,6	349	2200	9,96	6,3				
	171,7	286	2100	8,15	7,3				
	21,3	2255	2100	65,6	0,9	F83	132-S4	94	62
	24,3	1980	2100	57,6	1,1				
	28,8	1668	2100	48,6	1,3				

Güç Power [kW]	n_2 **Çıkış Devri** Output Speed n_2 [r.p.m]	M2M **Çıkış Momenti** Output Torque m_2 [Nm]	M2R **Nominal Moment** Nominal Torque m_{2R}	(i) **Tahvil** Ratio i	**(f,s,) Servis Faktörü** Service Factor f_s	**Redüktör** Gearbox	**Motor** Motors	**Verim** Dynamic Efficiency RD	**Ölçü Sayfası** Dim Page
5,5 kW	27,7	1774	2100	50,6	1,2	F82	132-S4	96	60
	33,6	1460	1960	41,6	1,3				
	40,0	1227	2100	35,0	1,7				
	48,6	1009	2100	28,8	2,1				
	57,7	850	1940	24,3	2,3				
	59,5	825	2100	23,5	2,5				
	63,7	771	2100	22,0	2,7				
	70,7	695	2060	19,8	3,0				
	77,4	634	2100	18,1	3,3				
	86,1	570	2100	16,3	3,7				
	91,9	534	1900	15,2	3,6				
	105	469	1700	13,4	3,6				
	124	395	1500	11,3	3,8				
	162	302	1350	8,63	4,5				
	197	249	1175	7,10	4,7				
	234	210	1000	5,98	4,8				
	51,5	954	900	27,2	0,9	F72	132-S4	96	54
	59,8	820	900	23,4	1,1				
	69,6	705	900	20,1	1,3				
	80,9	607	885	17,3	1,5				
	92,7	530	775	15,1	1,5				
	131	374	680	10,7	1,8				
	152	322	590	9,18	1,8				
	175	281	520	8,02	1,9				
	170	294	670	8,21	2,3	F71	132-S4	98	52
	198	253	600	7,06	2,4				
	227	221	450	6,17	2,0				
	72,7	675	675	19,3	1,0	F62	132-S4	96	48
	83,6	587	665	16,8	1,1				
	98,3	499	600	14,2	1,2				
	113	434	580	12,4	1,3				
	159	309	410	8,82	1,3				
	185	265	390	7,56	1,5				
	213	230	380	6,57	1,6				
	206	243	380	6,79	1,6	F61	132-S4	98	46
	241	208	330	5,81	1,6				
	277	181	290	5,06	1,6				
	395	127	275	3,54	2,2				
	508	99	265	2,76	2,7				
	72,7	675	614	19,3	0,9	F52	132-S4	96	42
	83,6	587	605	16,8	1,0				
	98,3	499	545	14,2	1,1				
	113	434	527	12,4	1,2				
	159	309	373	8,82	1,2				
	185	265	355	7,56	1,3				
	213	230	345	6,57	1,5				

Güç Power [kW]	n_2 **Çıkış Devri** Output Speed n_2 [r.p.m]	M2M **Çıkış Momenti** Output Torque m_2 [Nm]	M2R **Nominal Moment** Nominal Torque m_{2R}	(i) **Tahvil** Ratio i	**(f,s,) Servis Faktörü** Service Factor f_s	**Redüktör** Gearbox	**Motor** Motors	**Verim** Dynamic Efficiency RD	**Ölçü Sayfası** Dim Page
7,5 kW	11,67	5577	4600	119,94	0,8	F113	132-MA4	94	70
	12,78	5092	4600	109,52	0,9				
	14,29	4556	4600	97,99	1				
	15,21	4278	4500	92,02	1,1				
	15,65	4160	4600	89,47	1,1				
	18,58	3503	4600	75,35	1,3				
	20,35	3199	4600	68,8	1,4				
	25,12	2591	4600	55,73	1,8				
	27,51	2366	4600	50,89	1,9				
	38,77	1679	4500	36,11	2,7				
	34,03	1952	4500	41,15	2,3	F112	132-MA4	96	68
	41,55	1598	4500	33,69	2,8				
	45,51	1460	4500	30,76	3,1				
	50,4	1318	4500	27,78	3,4				
	59,32	1120	4500	23,6	4				
	61,55	1079	4500	22,75	4,2				
	67,4	985	4500	20,77	4,6				
	72,44	917	4500	19,33	4,9				
	79,33	837	4500	17,65	5,4				
	89,58	741	4300	15,63	5,8				
	109,4	607	4000	12,8	6,6				
	119,81	554	3800	11,69	6,9				
	140,6	472	3600	9,96	7,6				
	18,58	3503	3000	75,35	0,9	F103	132-MA4	94	66
	20,35	3199	3000	68,8	0,9				
	25,12	2591	3000	55,73	1,2				
	27,51	2366	3000	50,89	1,3				
	38,77	1679	2900	36,11	1,7				
	34,03	1952	2900	41,15	1,5	F102	132-MA4	96	64
	41,55	1598	2900	33,69	1,8				
	45,51	1460	2900	30,76	2				
	50,4	1318	2900	27,78	2,2				
	59,32	1120	2900	23,6	2,6				
	61,55	1079	2900	22,75	2,7				
	67,4	985	2900	20,77	2,9				
	72,44	917	2900	19,33	3,2				
	79,33	837	2600	17,65	3,1				
	89,58	741	2400	15,63	3,2				
	109,4	607	2300	12,8	3,8				
	119,81	554	2300	11,69	4,1				
	140,6	472	2200	9,96	4,7				
	171,7	387	2100	8,15	5,4				
	188,04	353	2100	7,45	5,9				
	220,16	302	1900	6,36	6,3				
	268,86	247	1750	5,21	7,1				
	294,45	226	1650	4,75	7,3				

Güç Power [kW]	n_2 **Çıkış Devri** Output Speed n_2 [r.p.m]	M2M **Çıkış Momenti** Output Torque m_2 [Nm]	M2R **Nominal Moment** Nominal Torque m_{2R}	(i) **Tahvil** Ratio i	**(f,s,) Servis Faktörü** Service Factor f_s	**Redüktör** Gearbox	**Motor** Motors	**Verim** Dynamic Efficiency RD	**Ölçü Sayfası** Dim Page
7,5 kW	24,3	2680	2100	57,6	0,8	F83	132-MA4	94	62
	28,8	2257	2100	48,6	0,9				
	27,7	2401	2100	50,6	0,9	F82	132-MA4	96	60
	33,6	1976	1960	41,6	1,0				
	40,0	1660	2100	35,0	1,3				
	48,6	1366	2100	28,8	1,5				
	57,7	1151	1940	24,3	1,7				
	59,5	1116	2100	23,5	1,9				
	63,7	1043	2100	22,0	2,0				
	70,7	940	2060	19,8	2,2				
	77,4	858	2100	18,1	2,4				
	86,1	771	2100	16,3	2,7				
	91,9	723	1900	15,2	2,6				
	105	635	1700	13,4	2,7				
	124	535	1500	11,3	2,8				
	162	409	1350	8,63	3,3				
	197	337	1175	7,10	3,5				
	234	284	1000	5,98	3,5				
	59,8	1110	900	23,4	0,8	F72	132-MA4	96	54
	69,6	955	900	20,1	0,9				
	80,9	821	885	17,3	1,1				
	92,7	717	775	15,1	1,1				
	131	507	680	10,7	1,3				
	152	436	590	9,18	1,4				
	175	380	520	8,02	1,4				
	170	398	670	8,21	1,7	F71	132-MA4	98	52
	198	342	600	7,06	1,8				
	227	299	450	6,17	1,5				
	83,6	795	665	16,8	0,8	F62	132-MA4	96	48
	98,3	676	600	14,2	0,9				
	113	588	580	12,4	1,0				
	159	419	410	8,82	1,0				
	185	358	390	7,56	1,1				
	213	312	380	6,57	1,2				
	206	329	380	6,79	1,2	F61	132-MA4	98	46
	241	281	330	5,81	1,2				
	277	245	290	5,06	1,2				
	395	171	275	3,54	1,6				
	508	134	265	2,76	2,0				
	84	795	605	16,80	0,8	F52	132-MA4	96	42
	98	676	545	14,20	0,8				
	113	588	527	12,4	0,9				
	159	419	373	8,82	0,9				
	185	358	355	7,56	1,0				
	213	312	345	6,57	1,1				

Güç Power [kW]	n_2 **Çıkış Devri** Output Speed n_2 [r.p.m]	M2M **Çıkış Momenti** Output Torque m_2 [Nm]	M2R **Nominal Moment** Nominal Torque m_{2R}	(i) **Tahvil** Ratio i	**(f,s,) Servis Faktörü** Service Factor f_s	**Redüktör** Gearbox	**Motor** Motors	**Verim** Dynamic Efficiency RD	**Ölçü Sayfası** Dim Page
9 kW	14,29	5663	4600	98,0	0,8	F113	132-MB4	94	70
	15,21	5318	4500	92,0	0,8				
	15,65	5171	4600	89,5	0,9				
	18,58	4354	4600	75,4	1,1				
	20,35	3976	4600	68,8	1,2				
	25,12	3221	4600	55,7	1,4				
	27,51	2941	4600	50,9	1,6				
	38,77	2087	4500	36,1	2,2				
	34,03	2426	4500	41,2	1,9	F112	132-MB4	96	68
	41,55	1987	4500	33,7	2,3				
	45,51	1814	4500	30,8	2,5				
	50,4	1638	4500	27,8	2,7				
	59,32	1392	4500	23,6	3,2				
	61,55	1341	4500	22,8	3,4				
	67,4	1225	4500	20,8	3,7				
	72,44	1140	4500	19,3	3,9				
	79,33	1041	4500	17,7	4,3				
	89,58	922	4300	15,6	4,7				
	109,4	755	4000	12,8	5,3				
	119,81	689	3800	11,7	5,5				
	140,6	587	3600	10,0	6,1				
	171,7	481	3400	8,2	7,1				
	188,04	439	3300	7,5	7,5				
	20,35	3976	3000	68,8	0,8	F103	132-MB4	94	66
	25,12	3221	3000	55,7	0,9				
	27,51	2941	3000	50,9	1				
	38,77	2087	2900	36,1	1,4				
	34,03	2426	2900	41,2	1,2	F102	132-MB4	96	64
	41,55	1987	2900	33,7	1,5				
	45,51	1814	2900	30,8	1,6				
	50,4	1638	2900	27,8	1,8				
	59,32	1392	2900	23,6	2,1				
	61,55	1341	2900	22,8	2,2				
	67,4	1225	2900	20,8	2,4				
	72,44	1140	2900	19,3	2,5				
	79,33	1041	2600	17,7	2,5				
	89,58	922	2400	15,6	2,6				
	109,4	755	2300	12,8	3				
	119,81	689	2300	11,7	3,3				
	140,6	587	2200	10,0	3,7				
	171,7	481	2100	8,2	4,4				
	188,04	439	2100	7,5	4,8				
	220,16	375	1900	6,4	5,1				
	268,86	307	1750	5,2	5,7				
	294,45	280	1650	4,8	5,9				

Güç Power [kW]	n_2 **Çıkış Devri** Output Speed n_2 [r.p.m]	M2M **Çıkış Momenti** Output Torque m_2 [Nm]	M2R **Nominal Moment** Nominal Torque m_{2R}	(i) **Tahvil** Ratio i	**(f,s,) Servis Faktörü** Service Factor f_s	**Redüktör** Gearbox	**Motor** Motors	**Verim** Dynamic Efficiency RD	**Ölçü Sayfası** Dim Page
9 kW	33,6	2456	1960	41,6	0,8	F82	132-MB4	96	60
	40,0	2063	2100	35,0	1,0				
	48,6	1698	2100	28,8	1,2				
	57,7	1430	1940	24,3	1,4				
	59,5	1387	2100	23,5	1,5				
	63,7	1296	2100	22,0	1,6				
	70,7	1168	2060	19,8	1,8				
	77,4	1067	2100	18,1	2,0				
	86,1	959	2100	16,3	2,2				
	91,9	899	1900	15,2	2,1				
	105	789	1700	13,4	2,2				
	124	665	1500	11,3	2,3				
	162	509	1350	8,63	2,7				
	197	419	1175	7,10	2,8				
	234	353	1000	5,98	2,8				
	69,6	1187	900	20,1	0,8	F72	132-MB4	96	54
	80,9	1020	885	17,3	0,9				
	92,7	891	775	15,1	0,9				
	131	630	680	10,7	1,1				
	152	541	590	9,18	1,1				
	175	473	520	8,02	1,1				
	170	494	670	8,21	1,4	F71	132-MB4	98	52
	198	425	600	7,06	1,4				
	227	371	450	6,17	1,2				
	113	730	580	12,4	0,8	F62	132-MB4	96	48
	159	520	410	8,82	0,8				
	185	446	390	7,56	0,9				
	213	388	380	6,57	1,0				
	206	408	380	6,79	0,9	F61	132-MB4	98	46
	241	350	330	5,81	0,9				
	277	304	290	5,06	1,0				
	395	213	275	3,54	1,3				
	508	166	265	2,76	1,6				
	185,28	446	355	7,56	0,8	F52	132-MB4	96	42
	213,02	388	345	6,57	0,9				

Güç Power [kW]	n_2 **Çıkış Devri** Output Speed n_2 [r.p.m]	M2M **Çıkış Momenti** Output Torque m_2 [Nm]	M2R **Nominal Moment** Nominal Torque m_{2R}	(i) **Tahvil** Ratio i	**(f,s,) Servis Faktörü** Service Factor f_s	**Redüktör** Gearbox	**Motor** Motors	**Verim** Dynamic Efficiency RD	**Ölçü Sayfası** Dim Page
11 kW	20,35	4662	4600	68,8	1	F113	160-M4	94	70
	25,12	3777	4600	55,73	1,2				
	27,51	3448	4600	50,89	1,3				
	38,77	2447	4500	36,11	1,8				
	34,03	2845	4500	41,15	1,6	F112	160-M4	96	68
	41,55	2330	4500	33,69	1,9				
	45,51	2127	4500	30,76	2,1				
	50,4	1921	4500	27,78	2,3				
	59,32	1632	4500	23,6	2,8				
	61,55	1573	4500	22,75	2,9				
	67,4	1436	4500	20,77	3,1				
	72,44	1336	4500	19,33	3,4				
	79,33	1220	4500	17,65	3,7				
	89,58	1081	4300	15,63	4				
	109,4	885	4000	12,8	4,5				
	119,81	808	3800	11,69	4,7				
	140,6	689	3600	9,96	5,2				
	171,7	564	3400	8,15	6				
	188,04	515	3300	7,45	6,4				
	220,16	440	3000	6,36	6,8				
	268,86	360	2800	5,21	7,8				
	38,77	2447	2900	36,11	1,2	F103	160-M4	94	66
	34,03	2845	2900	41,15	1	F102	160-M4	96	64
	41,55	2330	2900	33,69	1,2				
	45,51	2127	2900	30,76	1,4				
	50,4	1921	2900	27,78	1,5				
	59,32	1632	2900	23,6	1,8				
	61,55	1573	2900	22,75	1,8				
	67,4	1436	2900	20,77	2				
	72,44	1336	2900	19,33	2,2				
	79,33	1220	2600	17,65	2,1				
	89,58	1081	2400	15,63	2,2				
	109,4	885	2300	12,8	2,6				
	119,81	808	2300	11,69	2,8				
	140,6	689	2200	9,96	3,2				
	171,7	564	2100	8,15	3,7				
	188,04	515	2100	7,45	4,1				
	220,16	440	1900	6,36	4,3				
	268,86	360	1750	5,21	4,9				
	294,45	329	1650	4,75	5				
	48,6	1991	2100	28,8	1,1	F82	160-M4	96	60
	57,7	1677	1940	24,3	1,2				
	59,5	1627	2100	23,5	1,3				
	63,7	1520	2100	22,0	1,4				
	70,7	1370	2060	19,8	1,5				
	77,4	1251	2100	18,1	1,7				
	86,1	1124	2100	16,3	1,9				
	91,9	1054	1900	15,2	1,8				
	105	925	1700	13,4	1,8				
	124	779	1500	11,3	1,9				
	162	597	1350	8,63	2,3				
	197	491	1175	7,10	2,4				
	234	414	1000	5,98	2,4				
	211	468	1175	6,64	2,5	F81	160-M4	98	58
	256	385	1000	5,46	2,6				
	304	325	950	4,60	2,9				
	409	241	750	3,42	3,1				
	528	187	650	2,65	3,5				

Güç Power [kW]	n_2 **Çıkış Devri** Output Speed n_2 [r.p.m]	M2M **Çıkış Momenti** Output Torque m_2 [Nm]	M2R **Nominal Moment** Nominal Torque m_{2R}	(i) **Tahvil** Ratio i	**(f,s,) Servis Faktörü** Service Factor f_s	**Redüktör** Gearbox	**Motor** Motors	**Verim** Dynamic Efficiency RD	**Ölçü Sayfası** Dim Page
15 kW	25,12	5140	4600	55,73	0,9	F113	160-L4	94	70
	27,51	4694	4600	50,89	1				
	38,77	3331	4500	36,11	1,4				
	34,03	3873	4500	41,15	1,2	F112	160-L4	96	68
	41,55	3171	4500	33,69	1,4				
	45,51	2896	4500	30,76	1,6				
	50,4	2615	4500	27,78	1,7				
	59,32	2221	4500	23,6	2				
	61,55	2141	4500	22,75	2,1				
	67,4	1955	4500	20,77	2,3				
	72,44	1819	4500	19,33	2,5				
	79,33	1661	4500	17,65	2,7				
	89,58	1471	4300	15,63	2,9				
	109,4	1204	4000	12,8	3,3				
	119,81	1100	3800	11,69	3,5				
	140,6	937	3600	9,96	3,8				
	171,7	767	3400	8,15	4,4				
	188,04	701	3300	7,45	4,7				
	220,16	599	3000	6,36	5				
	268,86	490	2800	5,21	5,7				
	294,45	447	2700	4,75	6				
	38,77	3331	2900	36,11	0,9	F103	160-L4	94	66
	41,55	3171	2900	33,69	0,9	F102	160-L4	96	64
	45,51	2896	2900	30,76	1				
	50,4	2615	2900	27,78	1,1				
	59,32	2221	2900	23,6	1,3				
	61,55	2141	2900	22,75	1,4				
	67,4	1955	2900	20,77	1,5				
	72,44	1819	2900	19,33	1,6				
	79,33	1661	2600	17,65	1,6				
	89,58	1471	2400	15,63	1,6				
	109,4	1204	2300	12,8	1,9				
	119,81	1100	2300	11,69	2,1				
	140,6	937	2200	9,96	2,3				
	171,7	767	2100	8,15	2,7				
	188,04	701	2100	7,45	3				
	220,16	599	1900	6,36	3,2				
	268,86	490	1750	5,21	3,6				
	294,45	447	1650	4,75	3,7				
	48,6	2710	2100	28,8	0,8	F82	160-L4	96	60
	57,7	2283	1940	24,3	0,8				
	59,5	2214	2100	23,5	0,9				
	63,7	2069	2100	22,0	1,0				
	70,7	1865	2060	19,8	1,1				
	77,4	1703	2100	18,1	1,2				
	86,1	1530	2100	16,3	1,4				
	91,9	1434	1900	15,2	1,3				
	105	1259	1700	13,4	1,3				
	124	1061	1500	11,3	1,4				
	162	812	1350	8,63	1,7				
	197	668	1175	7,10	1,8				
	234	563	1000	5,98	1,8				
	211	637	1175	6,64	1,8	F81	160-L4	98	58
	256	525	1000	5,46	1,9				
	304	442	950	4,60	2,2				
	409	329	750	3,42	2,3				
	528	255	650	2,65	2,6				

Güç Power [kW]	n_2 **Çıkış Devri** Output Speed n_2 [r.p.m]	M2M **Çıkış Momenti** Output Torque m_2 [Nm]	M2R **Nominal Moment** Nominal Torque m_{2R}	(i) **Tahvil** Ratio i	**(f,s,) Servis Faktörü** Service Factor f_s	**Redüktör** Gearbox	**Motor** Motors	**Verim** Dynamic Efficiency RD	**Ölçü Sayfası** Dim Page
18,5 kW	38,77	4113	4500	36,11	1,1	F113	180-M4	94	70
	34,03	4781	4500	41,15	0,9	F112	180-M4	96	68
	41,55	3915	4500	33,69	1,1				
	45,51	3575	4500	30,76	1,3				
	50,4	3228	4500	27,78	1,4				
	59,32	2743	4500	23,6	1,6				
	61,55	2643	4500	22,75	1,7				
	67,4	2414	4500	20,77	1,9				
	72,44	2246	4500	19,33	2				
	79,33	2051	4500	17,65	2,2				
	89,58	1816	4300	15,63	2,4				
	109,4	1487	4000	12,8	2,7				
	119,81	1358	3800	11,69	2,8				
	140,6	1157	3600	9,96	3,1				
	171,7	948	3400	8,15	3,6				
	188,04	865	3300	7,45	3,8				
	220,16	739	3000	6,36	4,1				
	268,86	605	2800	5,21	4,6				
	294,45	553	2700	4,75	4,9				
	59,32	2743	2900	23,6	1,1	F102	180-M4	96	64
	61,55	2643	2900	22,75	1,1				
	67,4	2414	2900	20,77	1,2				
	72,44	2246	2900	19,33	1,3				
	79,33	2051	2600	17,65	1,3				
	89,58	1816	2400	15,63	1,3				
	109,4	1487	2300	12,8	1,5				
	119,81	1358	2300	11,69	1,7				
	140,6	1157	2200	9,96	1,9				
	171,7	948	2100	8,15	2,2				
	188,04	865	2100	7,45	2,4				
	220,16	739	1900	6,36	2,6				
	268,86	605	1750	5,21	2,9				
	294,45	553	1650	4,75	3				
	77,4	2102	2100	18,1	1,0	F82	180-M4	96	60
	86,1	1889	2100	16,3	1,1				
	91,9	1771	1900	15,2	1,1				
	105	1555	1700	13,4	1,1				
	124	1310	1500	11,3	1,1				
	162	1003	1350	8,63	1,3				
	197	825	1175	7,10	1,4				
	234	695	1000	5,98	1,4				
	211	787	1175	6,64	1,5	F81	180-M4	98	58
	256	648	1000	5,46	1,5				
	304	545	950	4,60	1,7				
	409	406	750	3,42	1,8				
	528	314	650	2,65	2,1				

Güç Power [kW]	n_2 **Çıkış Devri** Output Speed n_2 [r.p.m]	M2M **Çıkış Momenti** Output Torque m_2 [Nm]	M2R **Nominal Moment** Nominal Torque m_{2R}	(i) **Tahvil** Ratio i	**(f,s,) Servis Faktörü** Service Factor f_s	**Redüktör** Gearbox	**Motor** Motors	**Verim** Dynamic Efficiency RD	**Ölçü Sayfası** Dim Page
22 kW	38,77	4894	4500	36,11	0,9	F113	180-L4	94	70
	34,03	5690	4500	41,15	0,8	F112	180-L4	96	68
	41,55	4660	4500	33,69	1				
	45,51	4255	4500	30,76	1,1				
	50,4	3842	4500	27,78	1,2				
	59,32	3264	4500	23,6	1,4				
	61,55	3146	4500	22,75	1,4				
	67,4	2872	4500	20,77	1,6				
	72,44	2673	4500	19,33	1,7				
	79,33	2441	4500	17,65	1,8				
	89,58	2161	4300	15,63	2				
	109,4	1770	4000	12,8	2,3				
	119,81	1616	3800	11,69	2,4				
	140,6	1377	3600	9,96	2,6				
	171,7	1128	3400	8,15	3				
	188,04	1030	3300	7,45	3,2				
	220,16	879	3000	6,36	3,4				
	268,86	720	2800	5,21	3,9				
	294,45	658	2700	4,75	4,1				
	59,32	3264	2900	23,6	0,9	F102	180-L4	96	64
	61,55	3146	2900	22,75	0,9				
	67,4	2872	2900	20,77	1				
	72,44	2673	2900	19,33	1,1				
	79,33	2441	2600	17,65	1,1				
	89,58	2161	2400	15,63	1,1				
	109,4	1770	2300	12,8	1,3				
	119,81	1616	2300	11,69	1,4				
	140,6	1377	2200	9,96	1,6				
	171,7	1128	2100	8,15	1,9				
	188,04	1030	2100	7,45	2				
	220,16	879	1900	6,36	2,2				
	268,86	720	1750	5,21	2,4				
	294,45	658	1650	4,75	2,5				
	77,4	2502	2100	18,1	0,8	F82	180-L4	96	60
	86,1	2249	2100	16,3	0,9				
	91,9	2107	1900	15,2	0,9				
	105	1851	1700	13,4	0,9				
	124	1559	1500	11,3	1,0				
	162	1193	1350	8,63	1,1				
	197	982	1175	7,10	1,2				
	234	827	1000	5,98	1,2				
	211	937	1175	6,64	1,3	F81	180-L4	98	58
	256	771	1000	5,46	1,3				
	304	649	950	4,60	1,5				
	409	483	750	3,42	1,6				
	528	374	650	2,65	1,7				

Güç Power [kW]	n_2 **Çıkış Devri** Output Speed n_2 [r.p.m]	M2M **Çıkış Momenti** Output Torque m_2 [Nm]	M2R **Nominal Moment** Nominal Torque m_{2R}	(i) **Tahvil** Ratio i	**(f,s,) Servis Faktörü** Service Factor f_s	**Redüktör** Gearbox	**Motor** Motors	**Verim** Dynamic Efficiency RD	**Ölçü Sayfası** Dim Page
30 kW	59,32	4443	4500	23,6	1	F112	200-L4	96	68
	61,55	4282	4500	22,8	1,1				
	67,4	3910	4500	20,8	1,2				
	72,44	3638	4500	19,3	1,2				
	79,33	3322	4500	17,7	1,4				
	89,58	2942	4300	15,6	1,5				
	109,4	2409	4000	12,8	1,7				
	119,81	2200	3800	11,7	1,7				
	140,6	1874	3600	10,0	1,9				
	171,7	1535	3400	8,2	2,2				
	188,04	1401	3300	7,5	2,4				
	220,16	1197	3000	6,4	2,5				
	268,86	980	2800	5,2	2,9				
	294,45	895	2700	4,8	3				
	109,4	2409	2300	12,8	1	F102	200-L4	96	64
	119,81	2200	2300	11,7	1				
	140,6	1874	2200	10,0	1,2				
	171,7	1535	2100	8,2	1,4				
	188,04	1401	2100	7,5	1,5				
	220,16	1197	1900	6,4	1,6				
	268,86	980	1750	5,2	1,8				
	294,45	895	1650	4,8	1,8				
37 kW	72,44	4455	4500	19,33	1	F112	225-S4	96	68
	79,33	4068	4500	17,65	1,1				
	89,58	3602	4300	15,63	1,2				
	109,4	2950	4000	12,8	1,4				
	119,81	2693	3800	11,69	1,4				
	140,6	2295	3600	9,96	1,6				
	171,7	1879	3400	8,15	1,8				
	188,04	1716	3300	7,45	1,9				
	220,16	1466	3000	6,36	2				
	268,86	1200	2800	5,21	2,3				
	294,45	1096	2700	4,75	2,5				
45 kW	72,44	5420	4500	19,33	0,8	F112	225-M4	96	68
	79,33	4949	4500	17,65	0,9				
	89,58	4383	4300	15,63	1				
	109,4	3589	4000	12,8	1,1				
	119,81	3277	3800	11,69	1,2				
	140,6	2792	3600	9,96	1,3				
	171,7	2287	3400	8,15	1,5				
	188,04	2088	3300	7,45	1,6				
	220,16	1783	3000	6,36	1,7				
	268,86	1460	2800	5,21	1,9				
	294,45	1333	2700	4,75	2				

▪ HIZLI SEÇİM / Quick Selection

Giriş devri (n_1) = 1400 d/d

Çıkış devri n_2 [d/d]	Tahvil i	Motor gücü P_{1M} [kW]	Çıkış momenti M_{2M} [Nm]	Servis Faktörü f.s.	Nominal Güç P_{1R} [kW]	Nominal Moment M_{2R} [Nm]	Uygun B5 motor flanşları -B 63	-C 71	-D 80	-E 90	Uygun B14 motor flanşları -Q 71	-R 80	-T 90		Çıkış mil çapı ø	Tahvil kodu
167	**8.38**	4	215	1.0	4.1	225	B				C	C		2821	standart ø30	01
139	**10.04**	3	194	1.2	3.7	240	B				C	C		2818		02
114	**12.33**	3	238	1.1	3.2	260	B				C	C		2813		03
92	**15.16**	2.2	215	1.2	2.6	260	B				C	C		1921		04
80	**17.57**	2.2	250	1.1	2.3	270	B				C	C		1721		05
77	**18.16**	2.2	258	1.1	2.4	290	B				C	C		1918		06
67	**21.05**	2.2	299	1.1	2.3	320	B				C	C		1718		07
63	**22.30**	2.2	317	1.0	2.2	320	B				C	C		1913		08
57	**24.70**	1.5	242	1.3	2.0	320	B				C	C		1518		09
54	**25.85**	1.5	253	1.3	1.9	320	B				C	C		1713		10
47.5	**29.49**	1.5	289	1.1	1.7	320	B				C	C		1318	ø35 Özel	11
46.1	**30.34**	1.5	297	1.1	1.6	320	B				C	C		1513		12
41.7	**33.60**	1.1	240	1.0	1.1	250	B				C	C		1021		13
38.7	**36.21**	1.1	259	1.2	1.3	320	B				C	C		1313		14
34.8	**40.25**	1.1	288	1.0	1.1	300	B				C	C		1018		15
28.3	**49.43**	1.1	354	0.9	0.99	320	B				C	C		1013		16
26.7	**52.53**	0.75	258	1.0	0.76	260	B				C	C		918		17
21.7	**64.51**	0.75	317	1.0	0.75	315	B				C	C		913		18
20.2	**69.37**	0.37	168	1.1	0.42	190	B				C	C		718		19
16.4	**85.19**	0.37	206	1.1	0.41	230	B				C	C		713		20

Dinamik verim tüm tahvil oranları için **0,96**'dir

Uygun Motor Flanşları Motor Flanges Available
B) **Burç ile montaj yapılabilir** Supplied with Reduction Bushing
B) **Burç Kullanılmadan Montajı Yapılabilir** Available on Request without Reduction Bushing
C) **Teminal Kutusu flanş pozisyonu** Motor Flange Holes Position

TR **F42** Redüktörler ömürlük sentetik yağ ile yağlanmıştır ve bakım gerektirmez. Tablo 1'de uygun yağlar ve yağ miktarları tanımlanmıştır.
Tablo 2'de izin verilebilir radyal ve eksenel yük değerleri tanımlanmıştır.

EN Unit **F42** is supplied with synthetic oil for lifetime lubrication, no maintenance is necessary.
See table 1 for lubrication and recommended quantity.
In table 2 please see possible radial loads and axial loads on the gearbox.

Standart	**Diğer montaj pozisyonlarını siparişte belirtiniz veya uygun miktarda yağ ekleyiniz.** For these mounting position specify in the order or add oil				
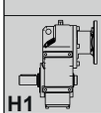 **H1**	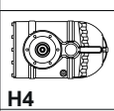 **H4**	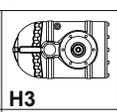 **H3**	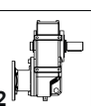 **H2**	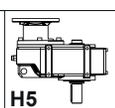 **H5**	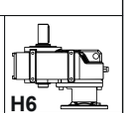 **H6**
1.15 LT	0.70 LT	0.70 LT	0.70 LT	1.20 LT	0.80 LT
AGIP Telium VSF 320			**SHELL** Omala S4 WE 320		

Daha fazla ayrıntı için internet sitemizi inceleyiniz.
For all details on lubrication and plugs check our website

Tablo 1

▪ RADYAL VE EKSENEL YÜKLER / *RADIAL AND AXIAL LOADS*

Çıkış Mili
Output Shaft

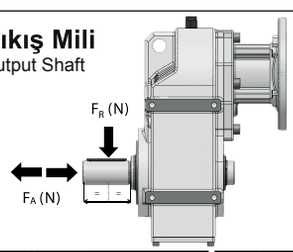

$$F_{(eq)} = F_R \frac{117}{X+57}$$

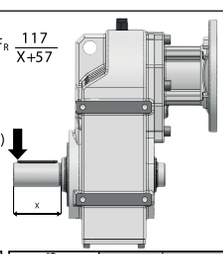

n_2 [min⁻¹]	FA	FR	n_2 [min⁻¹]	FA	FR	n_2 [min⁻¹]	FA	FR
300	300	1500	**140**	390	1950	**70**	490	2450
250	320	1600	**120**	410	2050	**40**	590	2950
200	350	1750	**85**	460	2300	**15**	800	4000

İsteğe bağlı olarak radyal ve eksenel yükleri karşılamak için güçlendirilmiş rulman opsiyonu.
On request reinforced bearings to increase loads.

Tablo 2

PF42C... Standart redüktör
Basic gearbox

Ağırlık Gearbox weight	9.0 kg

M. Flanşları	Kit Kodu	øF	A
63 B5	K063.4.041	140	189
71 B5	K063.4.042	160	187,5
80/90 B5	K063.4.043	200	193
71 B14	K063.4.047	105	191
80 B14	K063.4.046	120	193
90 B14	K063.4.041	140	189

• Tork kollu kullanıma uygundur.
Farklı ölçüler için danışınız.
Avaliable torque arms.
Please consult us for different dimensions.

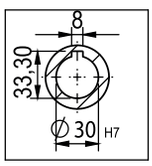

Standart Delik Mil
Standard Hollow Shaft

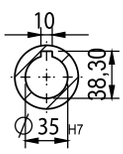

Özel
On request

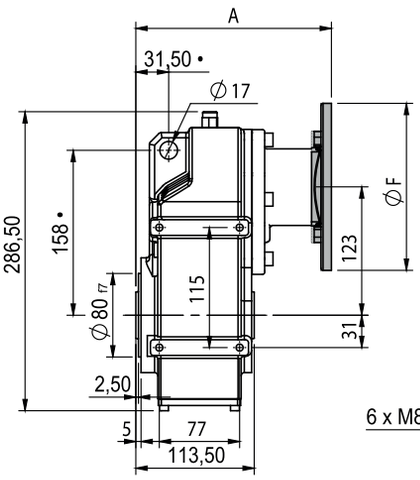

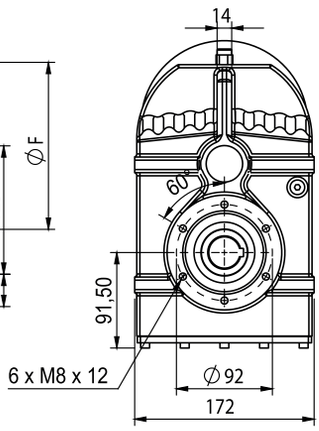

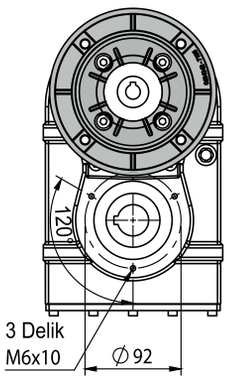

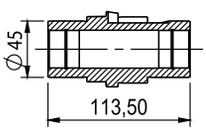

PF42... -F... Çıkış flanşı
Output flanges

Motor Flanşları	k1
63 B5	213
71 B5	211,5
80/90 B5	213
71 B14	211
80 B14	213
90 B14	213

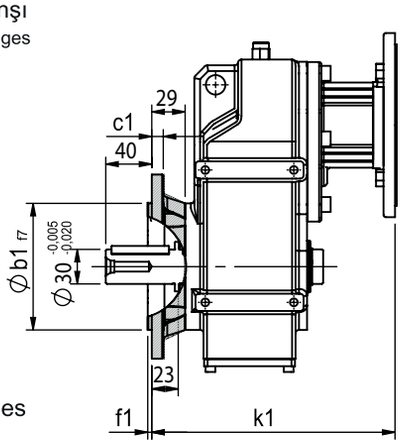

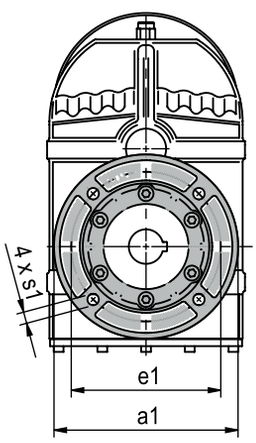

Çıkış Flanşı / output flanges

a1 Ø	b1	c1	e1	f1	s1	Kit code
160	110	10	130	3,5	10	KF409015

PF42... -BR Tork Kolu
Reaction Arm

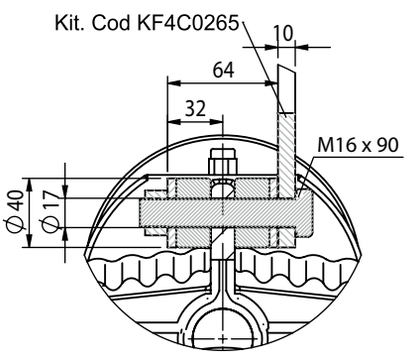

PF42 A... Dolu Mil Çıkışlı
Single output shaft

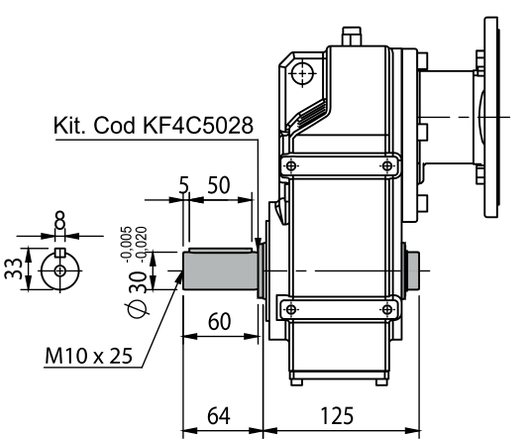

PF42 D... Sıkma Bilezikli
Shrink disc (modular base)

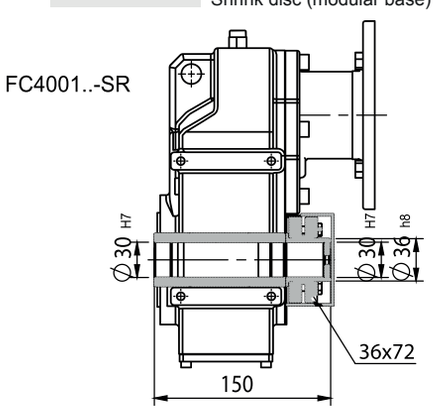

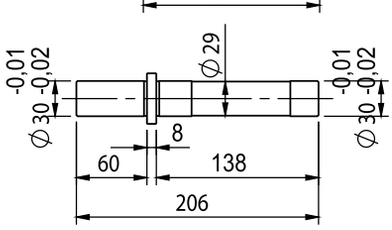

▪ HIZLI SEÇİM / Quick Selection

Giriş devri (n_1) = 1400 d/d

Çıkış devri n_2 [d/d]	Tahvil i	Motor gücü P_{1M} [kW]	Çıkış momenti M_{2M} [Nm]	Servis Faktörü f.s.	Nominal Güç P_{1R} [kW]	Nominal Moment M_{2R} [Nm]	Uygun B5 motor flanşları -C 71	-D 80	-E 90	-F 100 112	-G 132	Uygun B14 motor flanşları -R 80	-T 90	-U 100 112	-V 132		Çıkış mil çapı ø	Tahvil kodu
213	**6.57**	7.5	312	1.2	7.9	345	B									3018	standart ø35	01
185	**7.56**	7.5	358	1.1	7.1	355	B									3016		02
159	**8.82**	5.5	318	1.2	6.4	373	B									3014		03
113	**12.39**	5.5	446	1.2	6.5	527	B									2018		04
98	**14.24**	5.5	499	1.2	5.8	545	B									2016		05
84	**16.75**	5.5	587	1.1	5.5	605	B									1618		06
73	**19.25**	4	504	1.2	4.9	614	B									1616		07
64	**21.78**	4	558	1.2	4.2	614	B									1318		08
56	**25.04**	4	642	1.1	3.7	614	B									1316		09
47.9	**29.23**	3	574	1.1	3.2	614	B									1314		10
45.7	**30.65**	3	592	1.1	3.1	614	B									1116		11
39.1	**35.78**	2,2	515	1.2	2.6	614	B									1114		12
36.3	**38.55**	2.2	548	1.1	2.1	527	B									818		13
31.6	**44.32**	2.2	630	1.1	2.1	605	B									816		14
27.1	**51.74**	1.5	508	1.2	1.8	614	B									814		15
22.9	**61.03**	1.1	437	1.1	1.1	436	B									616		16
19.6	**71.25**	1.1	510	1.1	1.1	509	B									614		17

Dinamik verim tüm tahvil oranları için **0,96**'dır

Uygun Motor Flanşları Motor Flanges Available
B) **Burç ile montaj yapılabilir** Supplied with Reduction Bushing
B) **Burç Kullanılmadan Montajı Yapılabilir** Available on Request without Reduction Bushing
C) **Teminal Kutusu flanş pozisyonu** Motor Flange Holes Position

TR **F52** Redüktörler ömürlük sentetik yağ ile yağlanmıştır ve bakım gerektirmez. Tablo 1'de uygun yağlar ve yağ miktarları tanımlanmıştır.
Tablo 2'de izin verilebilir radyal ve eksenel yük değerleri tanımlanmıştır.

EN Unit **F52** is supplied with synthetic oil for lifetime lubrication, no maintenance is necessary.
See table 1 for lubrication and recommended quantity.
In table 2 please see possible radial loads and axial loads on the gearbox.

Standart	**Diğer montaj pozisyonlarını siparişte belirtiniz veya uygun miktarda yağ ekleyiniz.** For these mounting position specify in the order or add oil				
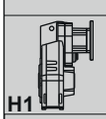 H1	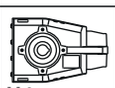 H4	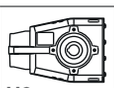 H3	H2	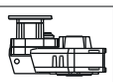 H5	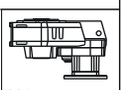 H6
2.05 LT	1.25 LT	1.25 LT	1.40 LT	2.20 LT	1.40 LT
AGIP Telium VSF 320			**SHELL** Omala S4 WE 320		

Daha fazla ayrıntı için internet sitemizi inceleyiniz.
For all details on lubrication and plugs check our website

Tablo 1

▪ RADYAL VE EKSENEL YÜKLER / *RADIAL AND AXIAL LOADS*

Çıkış Mili
Output Shaft

$$F_{eq} = F_R \cdot \frac{149.5}{X+119.5}$$

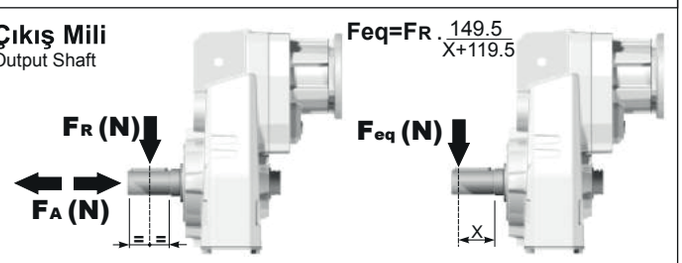

n_2	FA	FR	n_2	FA	FR	n_2	FA	FR
300	600	3000	**140**	720	3600	**70**	940	4700
250	640	3200	**120**	740	3700	**40**	1220	6100
200	690	3460	**85**	860	4300	**15**	1300	6500

İsteğe bağlı olarak radyal ve eksenel yükleri karşılamak için güçlendirilmiş rulman opsiyonu.
On request reinforced bearings to increase loads.

Giriş Mili
Input Shaft

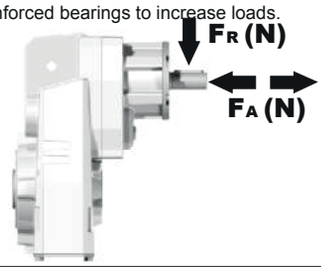

n_1	FA	FR
1400	450	2250
900	500	2500
500	600	3000

Tablo 2

PF52C... Standart redüktör
Basic gearbox

Ağırlık Gearbox weight	20.8 kg

M. flanşları	Kit Kodu	øF	A
71B5	K023.4.041	160	227
80/90B5	K023.4.042	200	229
100/112B5	K023.4.043	250	238
132B5	KC51.4.043	300	256
80B14	K085.4.046	120	229
90B14	K085.4.045	140	229
100/112B14	K085.4.047	160	238
132B14	KC51.4.041	200	256

- Tork kollu kullanıma uygundur.
  Farklı ölçüler için danışınız.
  Avaliable torque arms.
  Please consult us for different dimensions.

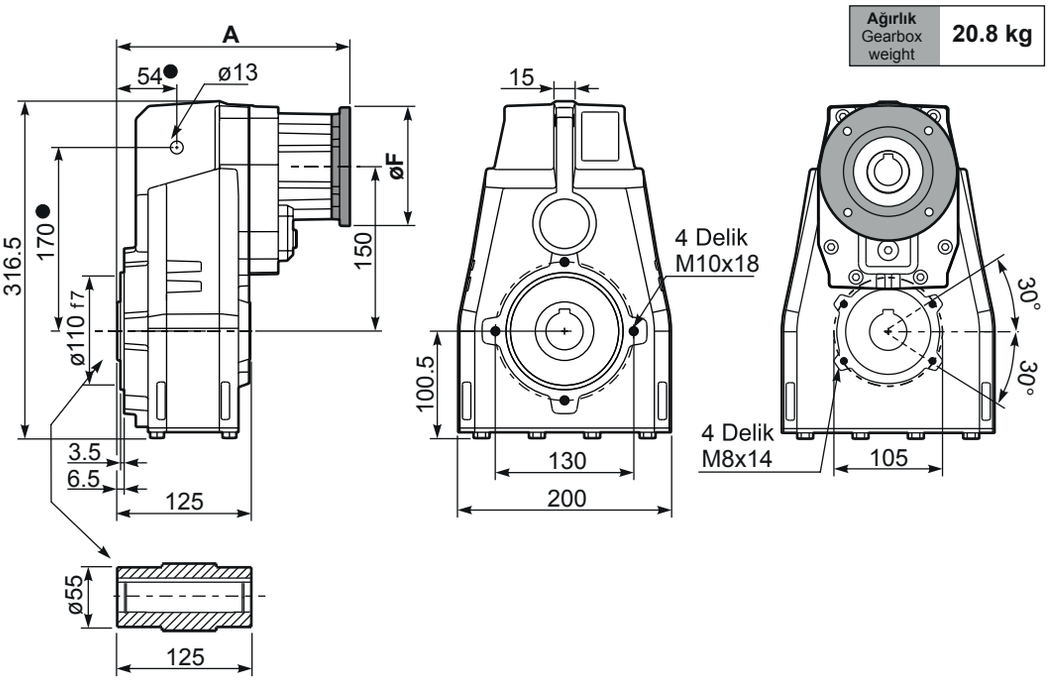

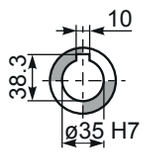

Standart
Delik Mil

PF52... -F... Çıkış flanşı
Output flanges

M. flanşları	k1
71B5	260
80/90B5	262
100/112B5	271
132B5	289
80B14	262
90B14	262
100/112B14	271
132B14	289

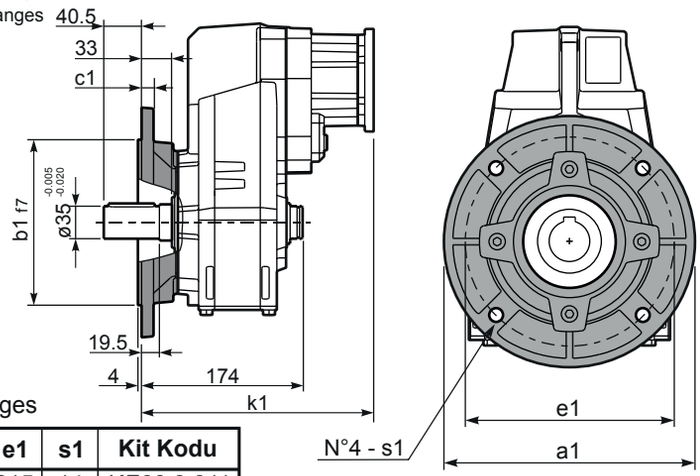

Çıkış Flanşı / output flanges

a1 ø	b1	c1	e1	s1	Kit Kodu
250	180	13	215	14	KF60.9.011
-	-	-	-	-	-

PF52... -BR Tork Kolu
Reaction Arm

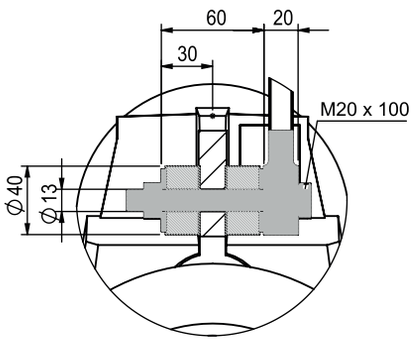

RF52C... Giriş Mili
Input Shaft

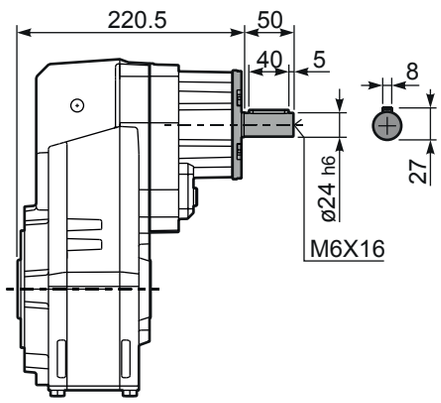

PF52 A... Dolu Mil Çıkışlı
Single output shaft

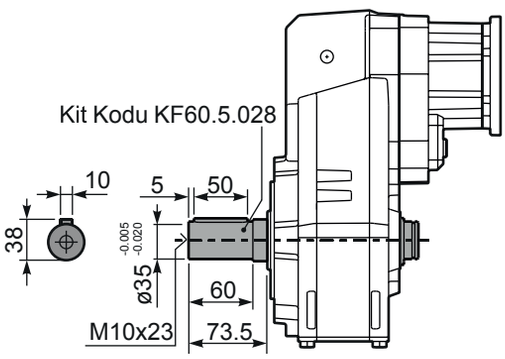

PF52 D... Sıkma Bilezikli
Shrink disk

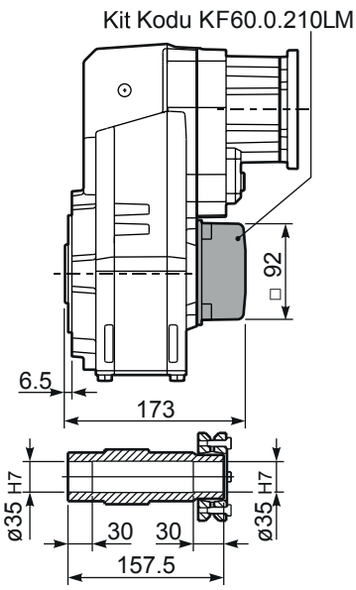

▪ HIZLI SEÇİM / Quick Selection

Giriş devri (n_1) = 1400 d/d

Çıkış devri n_2 [d/d]	Tahvil i	Motor gücü P_{1M} [kW]	Çıkış momenti M_{2M} [Nm]	Servis Faktörü f.s.	Nominal Güç P_{1R} [kW]	Nominal Moment M_{2R} [Nm]	Uygun B5 motor flanşları -B 63	-C 71	-D 80	-E 90	Uygun B14 motor flanşları -Q 71	-R 80	-T 90		Çıkış mil çapı ø	Tahvil kodu
22.6	**61.89**	1.5	594	1.1	1,5	615	B				C	C		191318	standart ø35	01
19.7	**71.16**	1.1	513	1.2	1,4	615	B				C	C		191316		02
17.0	**82.48**	1.1	594	1.0	1,2	615	B				C	C		171316		03
14.5	**96.29**	0.75	473	1.3	1,0	615	B				C	C		171314		04
13.9	**100.51**	0.75	494	1.2	0,90	615	B				C	C		131318		05
12.1	**115.56**	0.75	556	1.2	0.82	615	B				C	C		131316		06
11.1	**125.96**	0.75	606	1.1	0.74	605	B				C	C		190816		07
10.4	**134.91**	0.75	649	1.0	0.70	615	B				C	C		131314		08
9.5	**147.05**	0.55	530	1.1	0.65	615	B				C	C		190814		09
8.2	**170.44**	0.55	605	1.1	0.56	615	B				C	C		170814		10
7.6	**184.15**	0.55	653	1.0	0.51	615	B				C	C		101314		11
6.8	**205.87**	0.37	499	1.2	0.46	615	B				C	C		91316		12
5.8	**240.34**	0.37	570	1.2	0.40	615	B				C	C		91314		13
5.0	**279.22**	0.25	457	1.3	0.33	605	B				C	C		100816		14
4.3	**325.97**	0.25	534	1.1	0.29	615	B				C	C		100814		15
3.8	**364.41**	0.25	583	1.1	0.25	605	B				C	C		90816		16
3.3	**425.43**	0.18	501	1.2	0.23	615	B				C	C		90814		17
2.9	**481.19**	0.18	589	1.1	0.20	605	B				C	C		70816		18
2.5	**561.76**	0.18	687	1.0	0.17	615	B				C	C		70814		19

Dinamik verim tüm tahvil oranları için **0,94**'dür

Uygun Motor Flanşları Motor Flanges Available
B) **Burç ile montaj yapılabilir** Supplied with Reduction Bushing
B) **Burç Kullanılmadan Montajı Yapılabilir** Available on Request without Reduction Bushing
C) **Teminal Kutusu flanş pozisyonu** Motor Flange Holes Position

TR **F53** Redüktörler ömürlük sentetik yağ ile yağlanmıştır ve bakım gerektirmez. Tablo 1'de uygun yağlar ve yağ miktarları tanımlanmıştır.
Tablo 2'de izin verilebilir radyal ve eksenel yük değerleri tanımlanmıştır.

EN Unit **F53** is supplied with synthetic oil for lifetime lubrication, no maintenance is necessary.
See table 1 for lubrication and recommended quantity.
In table 2 please see possible radial loads and axial loads on the gearbox.

Standart	**Diğer montaj pozisyonlarını siparişte belirtiniz veya uygun miktarda yağ ekleyiniz.** For these mounting position specify in the order or add oil				
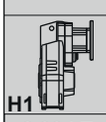 H1	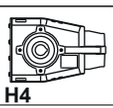 H4	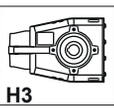 H3	H2	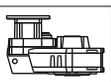 H5	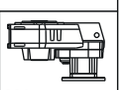 H6
2.30 LT	1.35 LT	1.35 LT	1.55 LT	2.45 LT	1.55 LT
AGIP Telium VSF 320			**SHELL** Omala S4 WE 320		

Daha fazla ayrıntı için internet sitemizi inceleyiniz.
For all details on lubrication and plugs check our website

Tablo 1

▪ RADYAL VE EKSENEL YÜKLER / *RADIAL AND AXIAL LOADS*

Çıkış Mili
Output Shaft

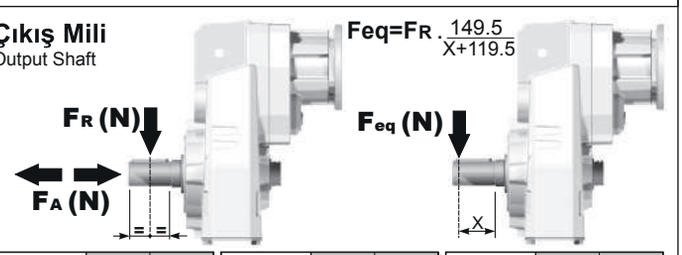

n_2	FA	FR	n_2	FA	FR	n_2	FA	FR
300	600	3000	**140**	720	3600	**70**	940	4700
250	640	3200	**120**	740	3700	**40**	1220	6100
200	690	3460	**85**	860	4300	**15**	1300	6500

İsteğe bağlı olarak radyal ve eksenel yükleri karşılamak için güçlendirilmiş rulman opsiyonu.
On request reinforced bearings to increase loads.

Giriş Mili
Input Shaft

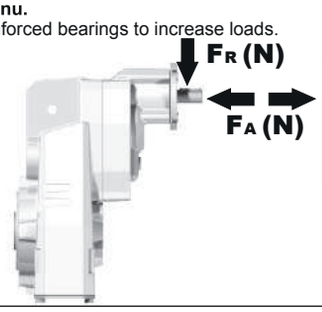

n_1	FA	FR
1400	240	1200
900	280	1400
500	340	1700

Tablo 2

PF53C... Standart redüktör
Basic gearbox

Ağırlık Gearbox weight	20.8 kg

M.Flanşları	Kit Kodu	øF	A
63B5	K063.4.041	140	239
71B5	K063.4.042	160	237
80/90B5	K063.4.043	200	239
71B14	K063.4.047	105	237
80B14	K063.4.046	120	239
90B14	K063.4.041	140	239

- Tork kollu kullanıma uygundur.
  Farklı ölçüler için danışınız.
  Avaliable torque arms.
  Please consult us for different dimensions.

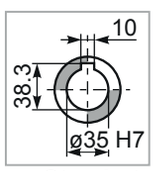

Standart
Delik Mil

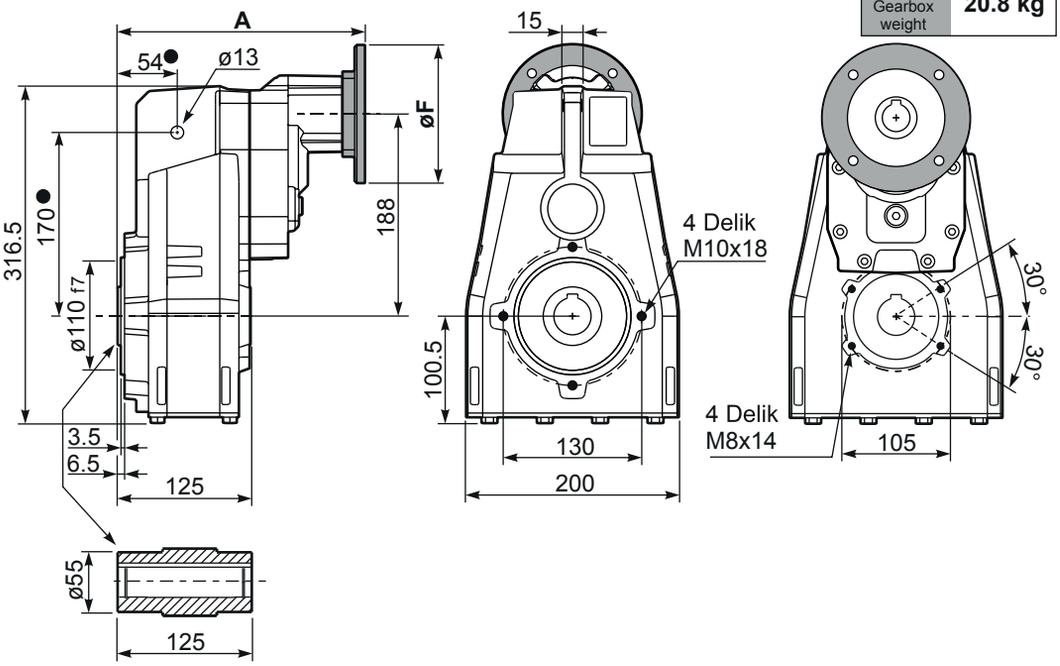

PF53... -F... Çıkış flanşı
Output flanges

Motor Flanşları	k1
63B5	272
71B5	270
80/90B5	272
71B14	270
80B14	271
90B14	272

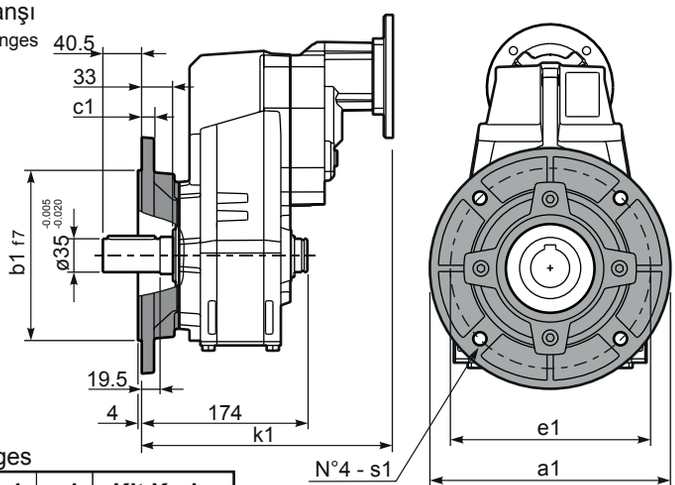

Çıkış Flanşı / output flanges

a1 ø	b1	c1	e1	s1	Kit Kodu
250	180	13	215	14	KF60.9.011
-	-	-	-	-	-

PF53... -BR Tork Kolu
Reaction Arm

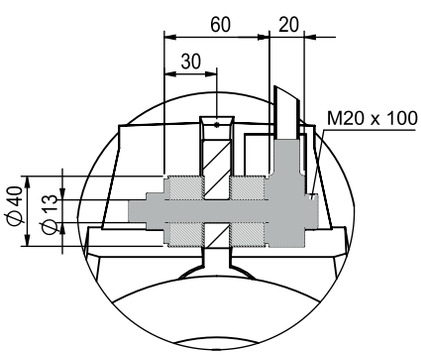

RF53C... Giriş Mili
Input Shaft

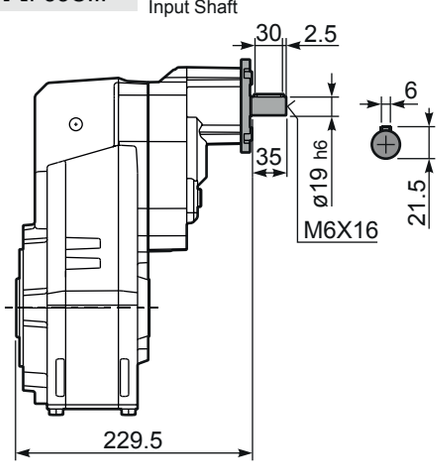

PF53 A... Dolu Mil Çıkışlı
Single output shaft

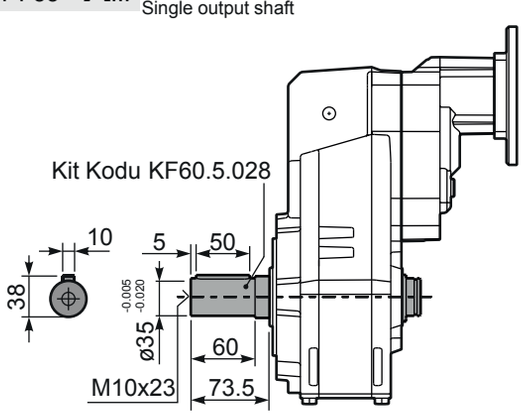

PF53 D... Sıkma Bilezikli
Shrink disk

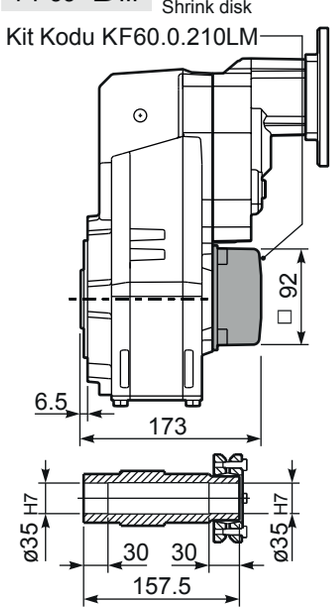

▪ HIZLI SEÇİM / Quick Selection

Giriş devri (n_1) = 1400 d/d

Çıkış devri n_2 [d/d]	Tahvil i	Motor gücü P_{1M} [kW]	Çıkış momenti M_{2M} [Nm]	Servis Faktörü f.s.	Nominal Güç P_{1R} [kW]	Nominal Moment M_{2R} [Nm]	Uygun B5 motor flanşları -G	Uygun B5 motor flanşları 132	Uygun B14 motor flanşları - - - -	Uygun B14 motor flanşları - - - -		Çıkış mil çapı ø	Tahvil kodu
507	**2.76**	9	166	1.6	14.4	265			uygun değil		2980	standart ø40	01
395	**3.54**	9	213	1.3	11.6	275					2485		02
277	**5.06**	9	304	1.0	8.6	290					1891		03
241	**5.81**	7.5	281	1.2	8.5	330					1693		04
206	**6.79**	7.5	329	1.2	8.4	380					1495		05

Dinamik verim tüm tahvil oranları için **0,98**'dür

Uygun Motor Flanşları Motor Flanges Available
B) **Burç ile montaj yapılabilir** Supplied with Reduction Bushing
B) **Burç Kullanılmadan Montajı Yapılabilir** Available on Request without Reduction Bushing
C) **Teminal Kutusu flanş pozisyonu** Motor Flange Holes Position

TR **F61** Redüktörler ömürlük sentetik yağ ile yağlanmıştır ve bakım gerektirmez. Tablo 1'de uygun yağlar ve yağ miktarları tanımlanmıştır.
Tablo 2'de izin verilebilir radyal ve eksenel yük değerleri tanımlanmıştır.

EN Unit **F61** is supplied with synthetic oil for lifetime lubrication, no maintenance is necessary.
See table 1 for lubrication and recommended quantity.
In table 2 please see possible radial loads and axial loads on the gearbox.

Standart	Diğer montaj pozisyonlarını siparişte belirtiniz veya uygun miktarda yağ ekleyiniz. For these mounting position specify in the order or add oil				
H1	H4	H3	H2	H5	H6
2.05 LT	1.25 LT	1.25 LT	1.40 LT	2.05 LT	1.40 LT
AGIP Telium VSF 320			**SHELL** Omala S4 WE 320		

Daha fazla ayrıntı için internet sitemizi inceleyiniz.
For all details on lubrication and plugs check our website

Tablo 1

▪ RADYAL VE EKSENEL YÜKLER / *RADIAL AND AXIAL LOADS*

Çıkış Mili
Output Shaft

$$F_{eq} = F_R \cdot \frac{149.5}{X+119.5}$$

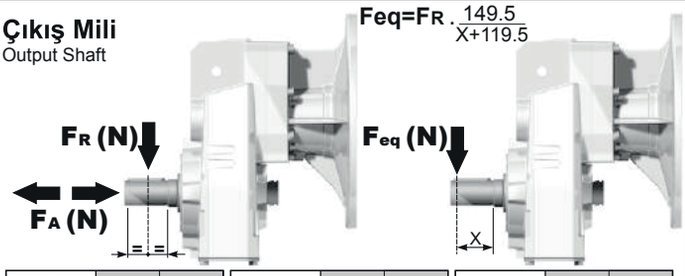

n_2	FA	FR	n_2	FA	FR	n_2	FA	FR
300	600	3000	**140**	720	3600	**70**	940	4700
250	640	3200	**120**	740	3700	**40**	1220	6100
200	690	3460	**85**	860	4300	**15**	1300	6500

İsteğe bağlı olarak radyal ve eksenel yükleri karşılamak için güçlendirilmiş rulman opsiyonu.
On request reinforced bearings to increase loads.

Tablo 2

PF61C... Standart redüktör
Basic gearbox

Ağırlık Gearbox weight	31.0 kg

- Tork kollu kullanıma uygundur.
  Farklı ölçüler için danışınız.
  Avaliable torque arms.
  Please consult us for different dimensions.

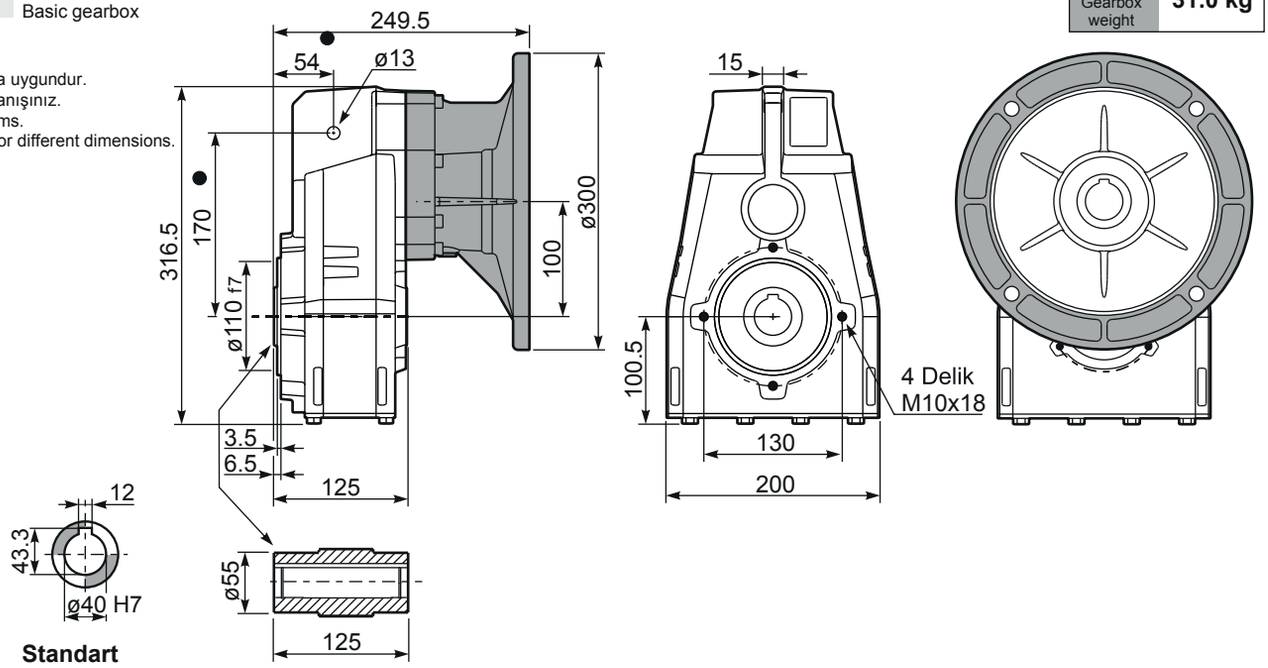

Standart
Delik Mil

PF61... -F... Çıkış flanşı
Output flanges

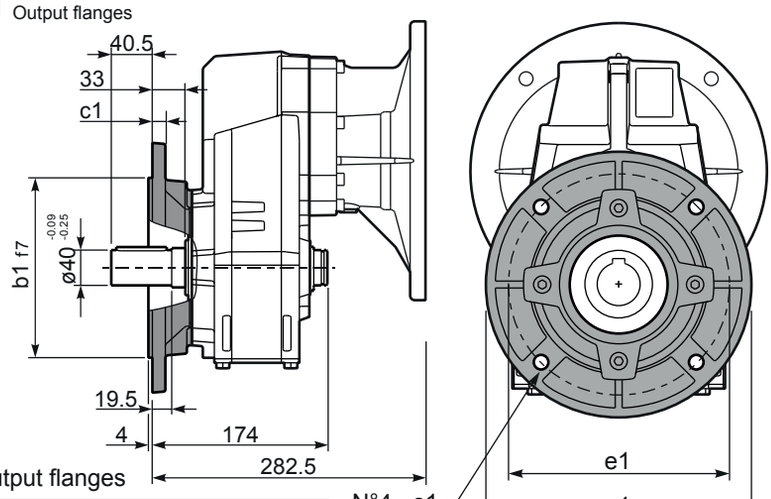

Çıkış Flanşı / output flanges

a1 ø	b1	c1	e1	s1	Kit Kodu
250	180	13	215	14	KF60.9.011
-	-	-	-	-	-

PF61... -BR Tork Kolu
Reaction Arm

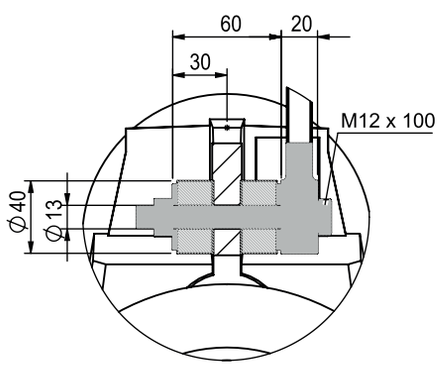

PF61 A... Dolu Mil Çıkışlı
Single output shaft

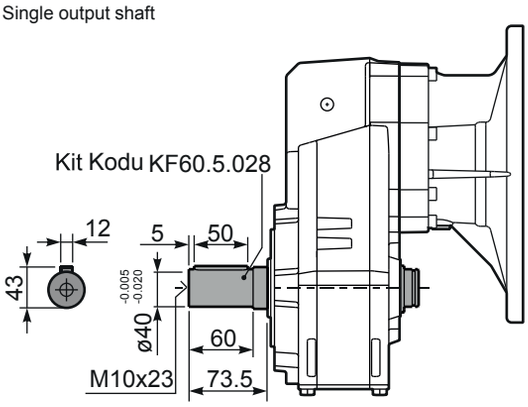

▪ HIZLI SEÇİM / Quick Selection

Giriş devri (n_1) = 1400 d/d

Çıkış devri n_2 [d/d]	Tahvil i	Motor gücü P_{1M} [kW]	Çıkış momenti M_{2M} [Nm]	Servis Faktörü f.s.	Nominal Güç P_{1R} [kW]	Nominal Moment M_{2R} [Nm]	Uygun B5 motor flanşları -C 71	-D 80	-E 90	-F 100 112	-G 132	Uygun B14 motor flanşları -R 80	-T 90	-U 100 112	-V 132		Çıkış mil çapı ø	Tahvil kodu
213	**6.57**	7.5	312	1.2	8.8	380	B									3018	standart ø40	01
185	**7.56**	7.5	358	1.1	7.9	390	B									3016		02
159	**8.82**	7.5	419	1.0	7.1	410	B									3014		03
113	**12.39**	7.5	588	1.0	7.2	580	B									2018		04
98	**14.24**	5.5	499	1.2	6.4	600	B									2016		05
84	**16.75**	5.5	587	1.1	6.1	665	B									1618		06
73	**19.25**	5.5	675	1.0	5.4	675	B									1616		07
64	**21.78**	4	558	1.2	4.7	675	B									1318		08
56	**25.04**	4	642	1.1	4.1	675	B									1316		09
47.9	**29.23**	4	750	0.9	3.5	675	B									1314		10
45.7	**30.65**	3	592	1.1	3.4	675	B									1116		11
39.1	**35.78**	3	691	1.0	2.9	675	B									1114		12
36.3	**38.55**	2.2	548	1.1	2.3	580	B									818		13
31.6	**44.32**	2.2	630	1.1	2.3	665	B									816		14
27.1	**51.74**	2.2	735	0.9	2.0	675	B									814		15
22.9	**61.03**	1.1	437	1.1	1.2	480	B									616		16
19.6	**71.25**	1.1	510	1.1	1.2	560	B									614		17

Dinamik verim tüm tahvil oranları için **0,96**'dır

Uygun Motor Flanşları Motor Flanges Available
B) **Burç ile montaj yapılabilir** Supplied with Reduction Bushing
B) **Burç Kullanılmadan Montajı Yapılabilir** Available on Request without Reduction Bushing
C) **Teminal Kutusu flanş pozisyonu** Motor Flange Holes Position

TR **F62** Redüktörler ömürlük sentetik yağ ile yağlanmıştır ve bakım gerektirmez. Tablo 1'de uygun yağlar ve yağ miktarları tanımlanmıştır.
Tablo 2'de izin verilebilir radyal ve eksenel yük değerleri tanımlanmıştır.

EN Unit **F62** is supplied with synthetic oil for lifetime lubrication, no maintenance is necessary.
See table 1 for lubrication and recommended quantity.
In table 2 please see possible radial loads and axial loads on the gearbox.

Standart	**Diğer montaj pozisyonlarını siparişte belirtiniz veya uygun miktarda yağ ekleyiniz.** For these mounting position specify in the order or add oil				
H1	H4	H3	H2	H5	H6
2.05 LT	1.25 LT	1.25 LT	1.40 LT	2.20 LT	1.40 LT
AGIP Telium VSF 320			**SHELL** Omala S4 WE 320		

Daha fazla ayrıntı için internet sitemizi inceleyiniz.
For all details on lubrication and plugs check our website

Tablo 1

▪ RADYAL VE EKSENEL YÜKLER / *RADIAL AND AXIAL LOADS*

Çıkış Mili
Output Shaft

$$F_{eq} = F_R \cdot \frac{149.5}{X+119.5}$$

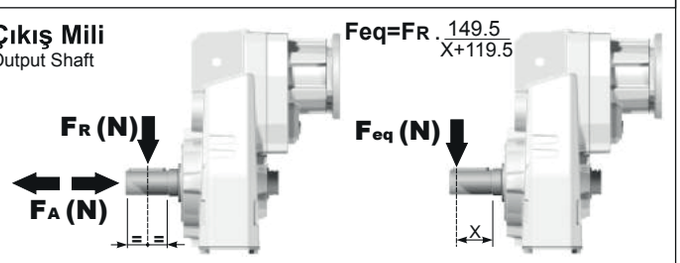

n_2	FA	FR	n_2	FA	FR	n_2	FA	FR
300	600	3000	**140**	720	3600	**70**	940	4700
250	640	3200	**120**	740	3700	**40**	1220	6100
200	690	3460	**85**	860	4300	**15**	1300	6500

İsteğe bağlı olarak radyal ve eksenel yükleri karşılamak için güçlendirilmiş rulman opsiyonu.
On request reinforced bearings to increase loads.

Giriş Mili
Input Shaft

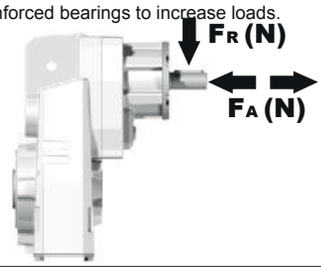

n_1	FA	FR
1400	450	2250
900	500	2500
500	600	3000

Tablo 2

PF62C... Standart redüktör
Basic gearbox

Ağırlık Gearbox weight	20.8 kg

M. flanşları	Kit Kodu	øF	A
71B5	K023.4.041	160	227
80/90B5	K023.4.042	200	229
100/112B5	K023.4.043	250	238
132B5	KC51.4.043	300	256
80B14	K085.4.046	120	229
90B14	K085.4.045	140	229
100/112B14	K085.4.047	160	238
132B14	KC51.4.041	200	256

- Tork kollu kullanıma uygundur.
  Farklı ölçüler için danışınız.
  Avaliable torque arms.
  Please consult us for different dimensions.

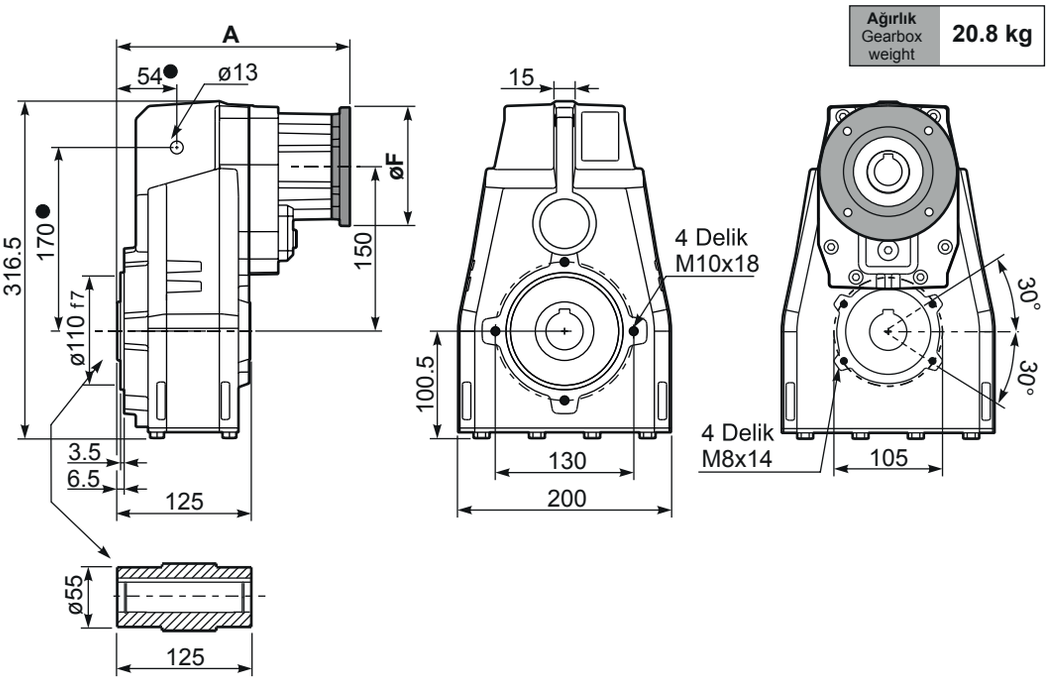

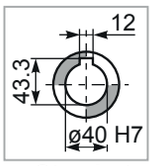

Standart
Delik Mil

PF62... -F... Çıkış flanşı
Output flanges

M. flanşları	k1
71B5	260
80/90B5	262
100/112B5	271
132B5	289
80B14	262
90B14	262
100/112B14	271
132B14	289

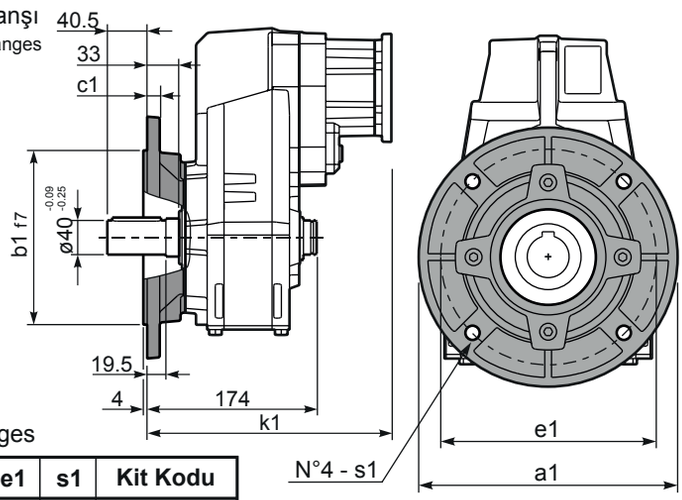

Çıkış Flanşı / output flanges

a1 ø	b1	c1	e1	s1	Kit Kodu
250	180	13	215	14	KF60.9.011
-	-	-	-	-	-

PF62... -BR Tork Kolu
Reaction Arm

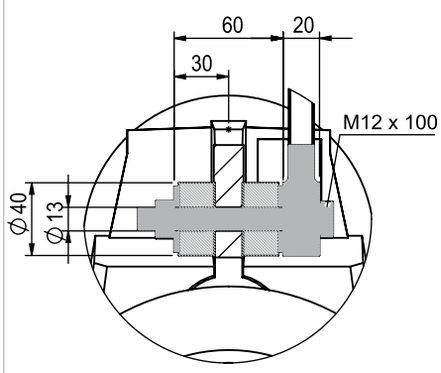

RF62C... Giriş Mili
Input Shaft

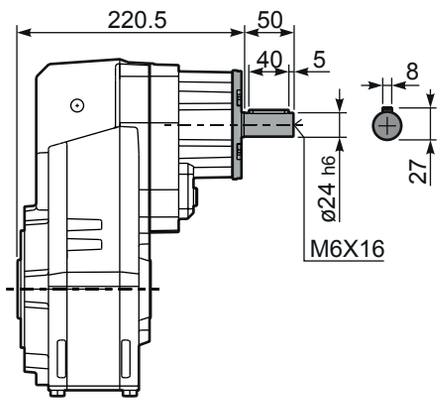

PF62 A... Dolu Mil Çıkışlı
Single output shaft

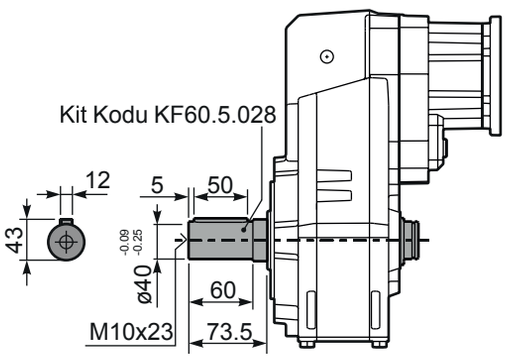

PF62 D... Sıkma Bilezikli
Shrink disk

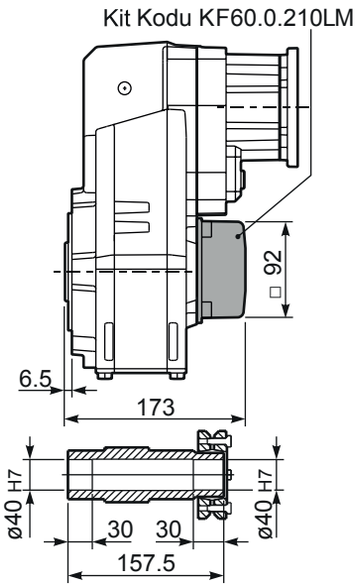

▪ HIZLI SEÇİM / Quick Selection

Giriş devri (n_1) = 1400 d/d

Çıkış devri n_2 [d/d]	Tahvil i	Motor gücü P_{1M} [kW]	Çıkış momenti M_{2M} [Nm]	Servis Faktörü f.s.	Nominal Güç P_{1R} [kW]	Nominal Moment M_{2R} [Nm]	Uygun B5 motor flanşları -B 63	-C 71	-D 80	-E 90	Uygun B14 motor flanşları -Q 71	-R 80	-T 90		Çıkış mil çapı	Tahvil kodu
22.6	**61.89**	1.5	594	1.1	1.7	675	B				C	C		191318	standart ø40	01
19.7	**71.16**	1.5	683	1.0	1.5	675	B				C	C		191316		02
17.0	**82.48**	1.5	792	0.9	1.3	675	B				C	C		171316		03
14.5	**96.29**	1.1	675	1.0	1.1	675	B				C	C		171314		04
13.9	**100.51**	1.1	705	1.0	1.0	675	B				C	C		131318		05
12.1	**115.56**	0.75	556	1.2	0.91	675	B				C	C		131316		06
11.1	**125.96**	0.75	606	1.1	0.82	665	B				C	C		190816		07
10.4	**134.91**	0.75	649	1.0	0.78	675	B				C	C		131314		08
9.5	**147.05**	0.75	707	1.0	0.72	675	B				C	C		190814		09
8.2	**170.44**	0.55	605	1.1	0.62	675	B				C	C		170814		10
7.6	**184.15**	0.55	653	1.0	0.57	675	B				C	C		101314		11
6.8	**205.87**	0.55	730	0.9	0.51	675	B				C	C		91316		12
5.8	**240.34**	0.37	570	1.2	0.44	675	B				C	C		91314		13
5.0	**279.22**	0.37	662	1.0	0.37	665	B				C	C		100816		14
4.3	**325.97**	0.37	773	0.9	0.32	675	B				C	C		100814		15
3.8	**364.41**	0.25	583	1.1	0.28	665	B				C	C		90816		16
3.3	**425.43**	0.25	681	1.0	0.25	675	B				C	C		90814		17
2.9	**481.19**	0.18	589	1.1	0.22	665	B				C	C		70816		18
2.5	**561.76**	0.18	687	1.0	0.19	675	B				C	C		70814		19

Dinamik verim tüm tahvil oranları için **0,94**'dür

Uygun Motor Flanşları Motor Flanges Available
B) **Burç ile montaj yapılabilir** Supplied with Reduction Bushing
B) **Burç Kullanılmadan Montajı Yapılabilir** Available on Request without Reduction Bushing
C) **Teminal Kutusu flanş pozisyonu** Motor Flange Holes Position

TR **F63** Redüktörler ömürlük sentetik yağ ile yağlanmıştır ve bakım gerektirmez. Tablo 1'de uygun yağlar ve yağ miktarları tanımlanmıştır.
Tablo 2'de izin verilebilir radyal ve eksenel yük değerleri tanımlanmıştır.

EN Unit **F63** is supplied with synthetic oil for lifetime lubrication, no maintenance is necessary.
See table 1 for lubrication and recommended quantity.
In table 2 please see possible radial loads and axial loads on the gearbox.

Standart	**Diğer montaj pozisyonlarını siparişte belirtiniz veya uygun miktarda yağ ekleyiniz.** For these mounting position specify in the order or add oil					
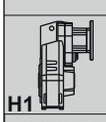 H1	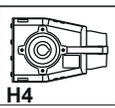 H4	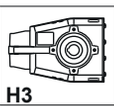 H3	H2	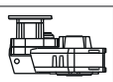 H5	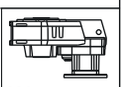 H6	
2.30 LT	1.35 LT	1.35 LT	1.55 LT	2.45 LT	1.55 LT	
AGIP Telium VSF 320			**SHELL** Omala S4 WE 320			

Daha fazla ayrıntı için internet sitemizi inceleyiniz.
For all details on lubrication and plugs check our website

Tablo 1

▪ RADYAL VE EKSENEL YÜKLER / *RADIAL AND AXIAL LOADS*

Çıkış Mili
Output Shaft

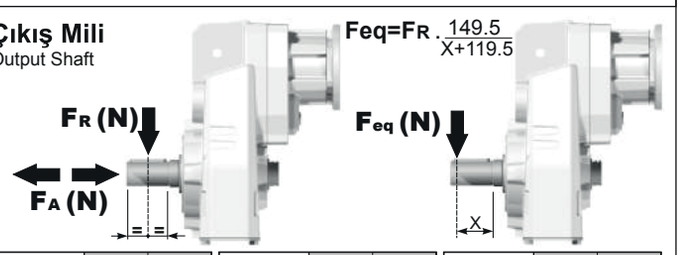

n_2	FA	FR	n_2	FA	FR	n_2	FA	FR
300	600	3000	**140**	720	3600	**70**	940	4700
250	640	3200	**120**	740	3700	**40**	1220	6100
200	690	3460	**85**	860	4300	**15**	1300	6500

İsteğe bağlı olarak radyal ve eksenel yükleri karşılamak için güçlendirilmiş rulman opsiyonu.
On request reinforced bearings to increase loads.

Giriş Mili
Input Shaft

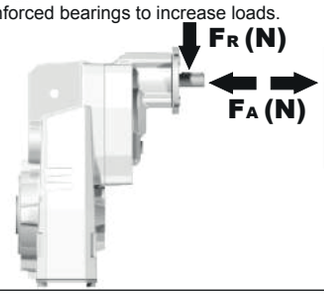

n_1	FA	FR
1400	240	1200
900	280	1400
500	340	1700

Tablo 2

PF63C... Standart redüktör
Basic gearbox

Ağırlık Gearbox weight	20.8 kg

M.Flanşları	Kit Kodu	øF	A
63B5	K063.4.041	140	239
71B5	K063.4.042	160	237
80/90B5	K063.4.043	200	239
71B14	K063.4.047	105	237
80B14	K063.4.046	120	239
90B14	K063.4.041	140	239

- Tork kollu kullanıma uygundur.
  Farklı ölçüler için danışınız.
  Avaliable torque arms.
  Please consult us for different dimensions.

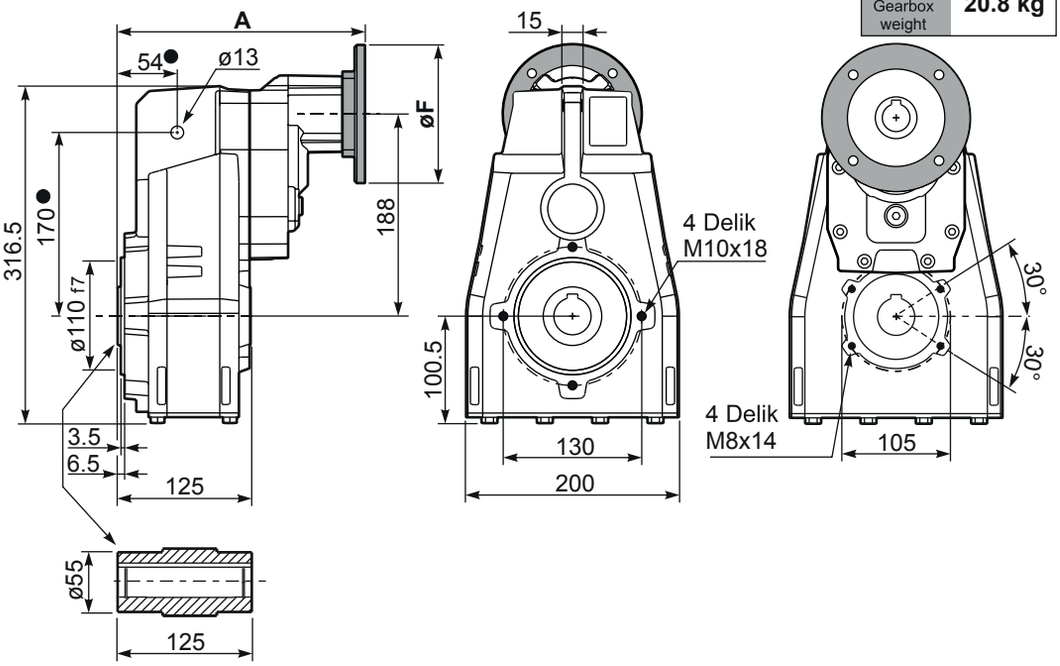

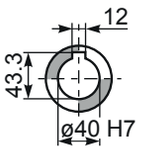

Standart
Delik Mil

PF63... -F... Çıkış flanşı
Output flanges

Motor Flanşları	k1
63B5	272
71B5	270
80/90B5	272
71B14	270
80B14	271
90B14	272

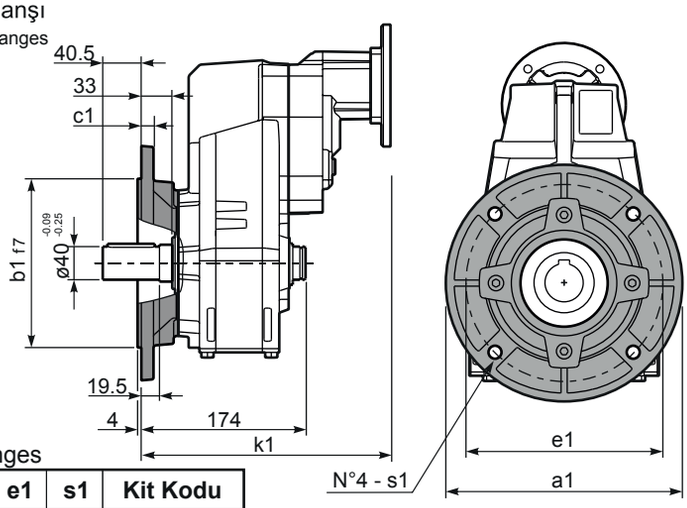

Çıkış Flanşı / output flanges

a1 ø	b1	c1	e1	s1	Kit Kodu
250	180	13	215	14	KF60.9.011
-	-	-	-	-	-

PF63... -BR Tork Kolu
Reaction Arm

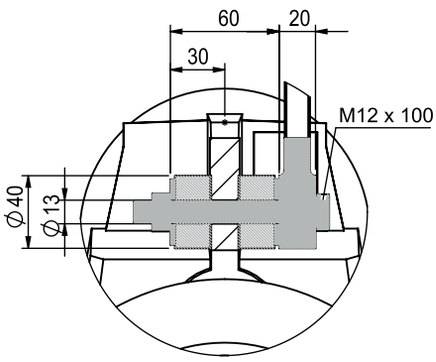

RF63C... Giriş Mili
Input Shaft

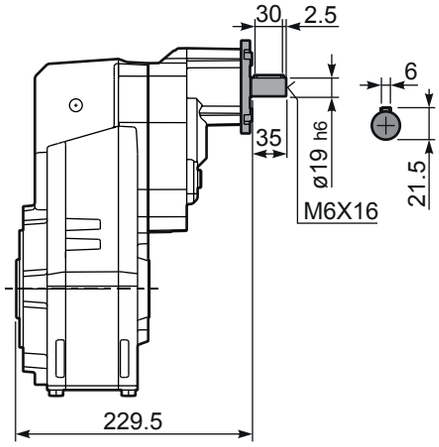

PF63 A... Dolu Mil Çıkışlı
Single output shaft

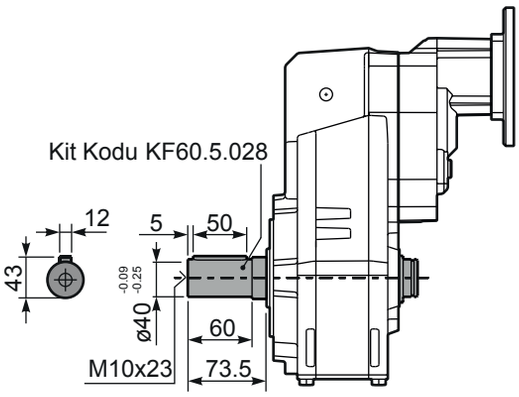

PF63 D... Sıkma Bilezikli
Shrink disk

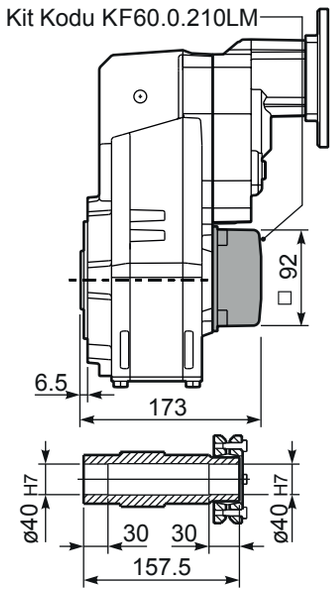

▪ HIZLI SEÇİM / Quick Selection

Giriş devri (n_1) = 1400 d/d

Çıkış devri n_2 [d/d]	Tahvil i	Motor gücü P_{1M} [kW]	Çıkış momenti M_{2M} [Nm]	Servis Faktörü f.s.	Nominal Güç P_{1R} [kW]	Nominal Moment M_{2R} [Nm]	Uygun B5 motor flanşları -G	Uygun B5 motor flanşları 132	Uygun B14 motor flanşları - - - -	Uygun B14 motor flanşları - - - -		Çıkış mil çapı ø	Tahvil kodu
227	**6.17**	9	371	1.2	10.9	450			uygun değil		18111	**standart**	01
198	**7.06**	9	425	1.4	12.7	600					16113	**ø40**	02
170	**8.21**	9	494	1.4	12.2	670					14115	ø45 Özel	03

Dinamik verim tüm tahvil oranları için **0,98**'dir

Uygun Motor Flanşları Motor Flanges Available
B) **Burç ile montaj yapılabilir** Supplied with Reduction Bushing
B) **Burç Kullanılmadan Montajı Yapılabilir** Available on Request without Reduction Bushing
C) **Teminal Kutusu flanş pozisyonu** Motor Flange Holes Position

TR **F71** redüktörler yağsız olarak sevk edilir. Redüktör üzerinde havalandırma tapası, yağ göstergesi ve tahliye tapası mevcuttur. Mineral yağlar bu ekipmanlar ile birlikte kullanılır. Sentetik yağ kullanılmak istenirse bu ekipmanların körtapa ile değiştirilmesi önerilir.
Tablo 1'de montaj pozisyonuna göre uygun yağ miktarları tanımlanmıştır.
Tablo 2'de izin verilebilir radyal ve eksenel yük değerleri tanımlanmıştır.

EN Unit **F71** is supplied without lubricant and equipped with a breather, level and drain plugs. User can add mineral oil keeping existing plugs. Should the user wish to fill it with synthetic oil, it is recommended to replace the existing plugs with a closed plug.
See table 1 for lubrication and recommended quantity.
In table 2 please see possible radial loads and axial loads on the gearbox.

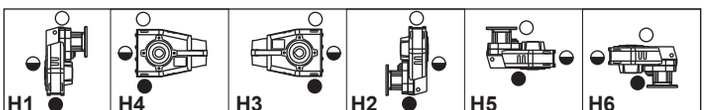

H1	H4	H3	H2	H5	H6
3.30 LT	1.90 LT	1.90 LT	1.80 LT	3.30 LT	1.90 LT
AGIP Blasia 460					

Daha fazla ayrıntı için internet sitemizi inceleyiniz.
For all details on lubrication and plugs check our website

Tablo 1

▪ RADYAL VE EKSENEL YÜKLER / *RADIAL AND AXIAL LOADS*

Çıkış Mili
Output Shaft

$$F_{eq} = F_R \cdot \frac{174.5}{X+134.5}$$

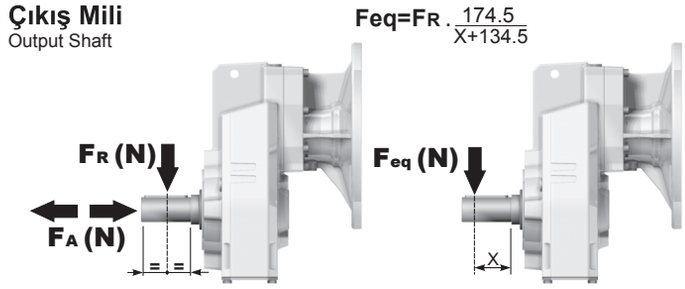

n_2	FA	FR	n_2	FA	FR	n_2	FA	FR
300	740	3700	**140**	860	4300	**70**	1020	5100
250	800	4000	**120**	900	4500	**40**	1300	6500
200	830	4150	**85**	970	4850	**15**	1700	8500

İsteğe bağlı olarak radyal ve eksenel yükleri karşılamak için güçlendirilmiş rulman opsiyonu.
On request reinforced bearings to increase loads.

Tablo 2

PF71C... Standart redüktör
Basic gearbox

Ağırlık Gearbox weight	35.0 kg

- Tork kollu kullanıma uygundur.
  Farklı ölçüler için danışınız.
  Avaliable torque arms.
  Please consult us for different dimensions.

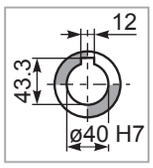

Standart
Delik Mil

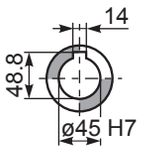

Özel
On request

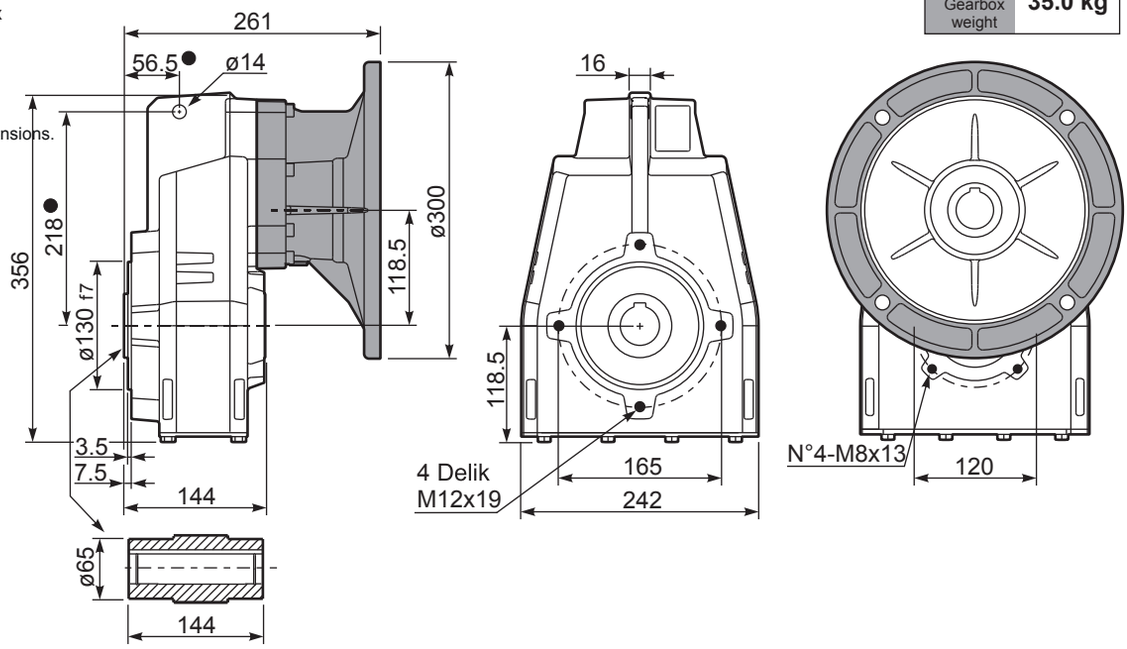

PF71... **-F**... Çıkış flanşı
Output flanges

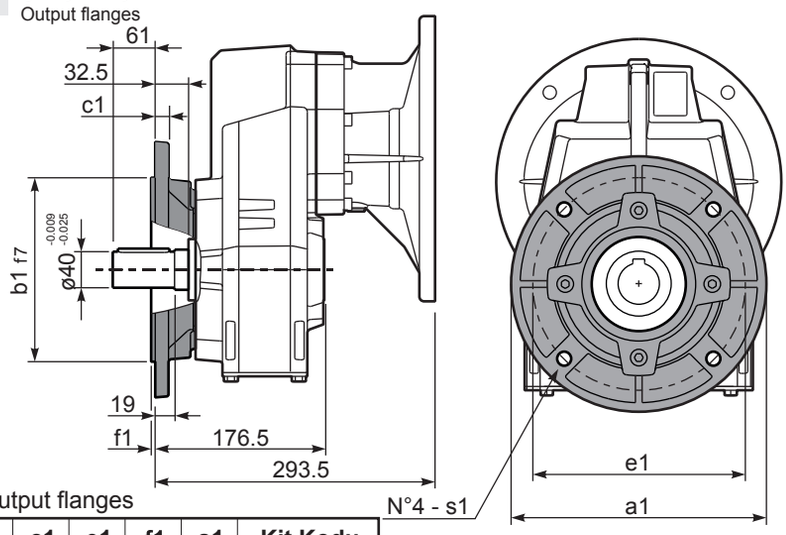

Çıkış Flanşı / output flanges

a1 ø	b1	c1	e1	f1	s1	Kit Kodu
250	180	13	215	3	14	KF70.9.011
300	230	16	265	4	14	KF70.9.012

PF71... **-BR** Tork Kolu
Reaction Arm

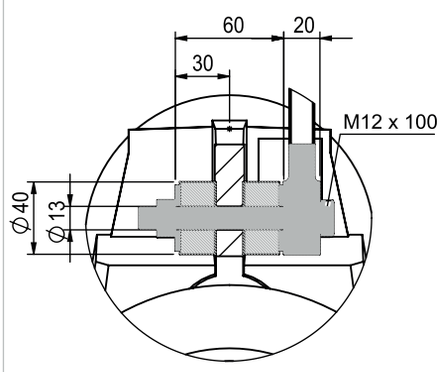

PF71 **A**... Dolu Mil Çıkışlı
Single output shaft

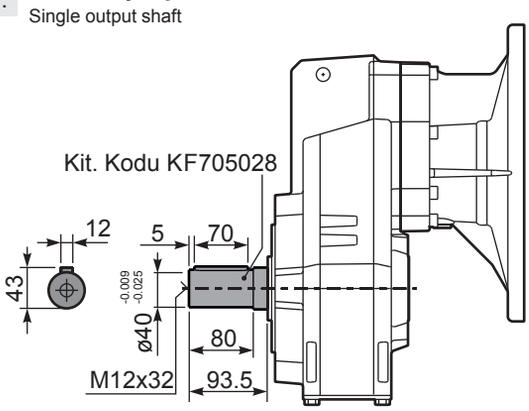

▪ HIZLI SEÇİM / Quick Selection

Giriş devri (n_1) = 1400 d/d

Çıkış devri n_2 [d/d]	Tahvil i	Motor gücü P_{1M} [kW]	Çıkış momenti M_{2M} [Nm]	Servis Faktörü f.s.	Nominal Güç P_{1R} [kW]	Nominal Moment M_{2R} [Nm]	Uygun B5 motor flanşları -C 71	-D 80	-E 90	-F 100 112	-G 132	Uygun B14 motor flanşları -R 80	-T 90	-U 100 112	-V 132		Çıkış mil çapı ø	Tahvil kodu
175	**8.02**	9	473	1.1	9.9	520	B									3018	standart ø40	01
152	**9.18**	9	541	1.1	9.8	590	B									3016		02
131	**10.68**	9	630	1.1	9.7	680	B									3014		03
93	**15.11**	7.5	717	1.1	7.8	775	B									2018		04
81	**17.30**	7.5	821	1.1	7.8	885	B									2016		05
70	**20.13**	7.5	955	0.9	6.8	900	B									2014		06
60	**23.39**	5.5	820	1.1	5.9	900	B									1616		07
51	**27.21**	5.5	954	0.9	5.1	900	B									1614		08
46.0	**30.42**	4	780	1.2	4.5	900	B									1316	ø45 Özel	09
39.6	**35.38**	4	907	1.0	3.9	900	B									1314		10
37.6	**37.24**	3	719	1.2	3.7	895	B									1116		11
32.3	**43.31**	3	836	1.1	3.2	900	B									1114		12
29.8	**47.02**	2.2	668	1.1	2.3	705	B									818		13
26.0	**53.85**	2.2	765	1.1	2.3	810	B									816		14
22.4	**62.63**	2.2	890	1.0	2.2	900	B									814		15
18.9	**74.16**	1.1	531	1.1	1.2	585	B									616		16
16.2	**86.25**	1.1	617	1.1	1.2	680	B									614		17

Dinamik verim tüm tahvil oranları için **0,96**'dır

Uygun Motor Flanşları Motor Flanges Available
B) **Burç ile montaj yapılabilir** Supplied with Reduction Bushing
B) **Burç Kullanılmadan Montajı Yapılabilir** Available on Request without Reduction Bushing
C) **Teminal Kutusu flanş pozisyonu** Motor Flange Holes Position

TR **F72** redüktörler yağsız olarak sevk edilir. Redüktör üzerinde havalandırma tapası, yağ göstergesi ve tahliye tapası mevcuttur. Mineral yağlar bu ekipmanlar ile birlikte kullanılır. Sentetik yağ kullanılmak istenirse bu ekipmanların körtapa ile değiştirilmesi önerilir.
Tablo 1'de montaj pozisyonuna göre uygun yağ miktarları tanımlanmıştır.
Tablo 2'de izin verilebilir radyal ve eksenel yük değerleri tanımlanmıştır.

EN Unit **F72** is supplied without lubricant and equipped with a breather, level and drain plugs. User can add mineral oil keeping existing plugs. Should the user wish to fill it with synthetic oil, it is recommended to replace the existing plugs with a closed plug.
See table 1 for lubrication and recommended quantity.
In table 2 please see possible radial loads and axial loads on the gearbox.

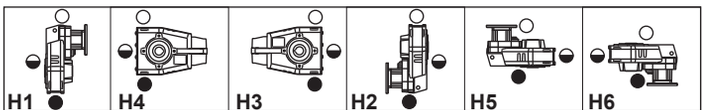

H1	H4	H3	H2	H5	H6
3.50 LT	1.90 LT	1.90 LT	1.80 LT	3.60 LT	1.90 LT
AGIP Blasia 460					

Daha fazla ayrıntı için internet sitemizi inceleyiniz.
For all details on lubrication and plugs check our website

Tablo 1

▪ RADYAL VE EKSENEL YÜKLER / *RADIAL AND AXIAL LOADS*

Çıkış Mili
Output Shaft

$$F_{eq} = F_R \cdot \frac{174.5}{X+134.5}$$



n_2	FA	FR	n_2	FA	FR	n_2	FA	FR
300	740	3700	**140**	860	4300	**70**	1020	5100
250	800	4000	**120**	900	4500	**40**	1300	6500
200	830	4150	**85**	970	4850	**15**	1700	8500

İsteğe bağlı olarak radyal ve eksenel yükleri karşılamak için güçlendirilmiş rulman opsiyonu.
On request reinforced bearings to increase loads.

Giriş Mili
Input shaft

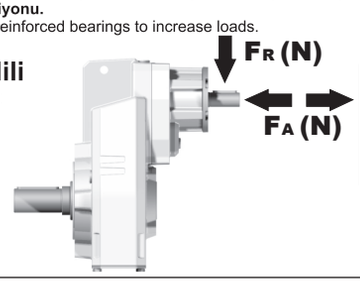

n_1	FA	FR
1400	450	2250
900	500	2500
500	600	3000

Tablo 2

PF72C... Standart redüktör
Basic gearbox

M. flanşları	Kit Kodu	øF	A
71B5	K023.4.041	160	238.5
80/90B5	K023.4.042	200	240.5
100/112B5	K023.4.043	250	249.5
132B5	KC51.4.043	300	267.5
80B14	K085.4.046	120	240.5
90B14	K085.4.045	140	240.5
100/112B14	K085.4.047	160	249.5
132B14	KC51.4.041	200	270.5

- Tork kollu kullanıma uygundur.
  Farklı ölçüler için danışınız.
  Avaliable torque arms.
  Please consult us for different dimensions.

Ağırlık Gearbox weight	30.5 kg

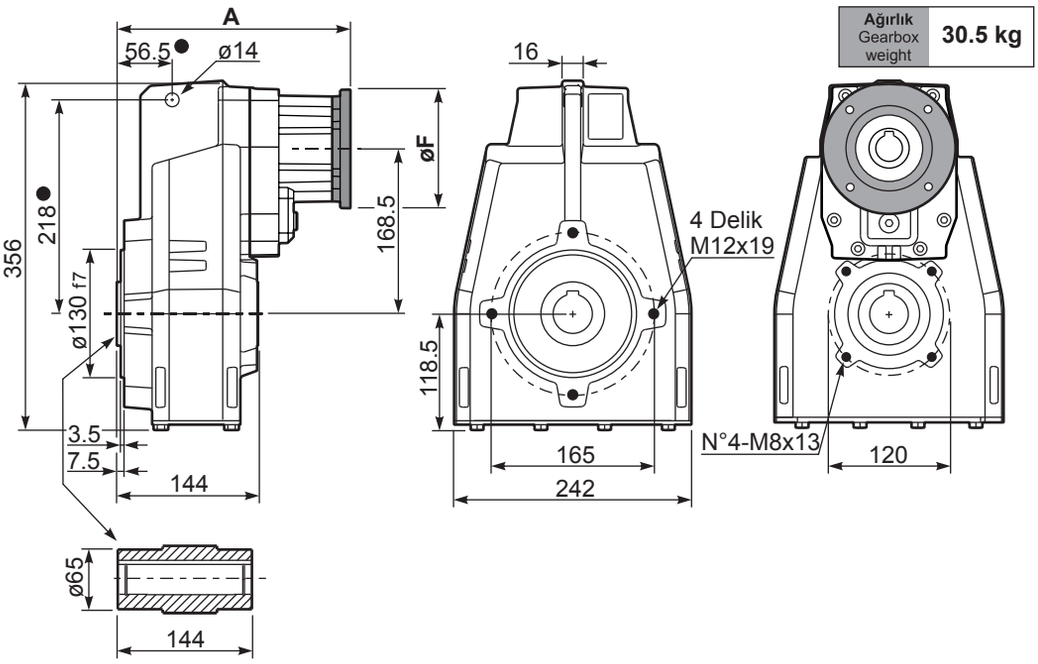

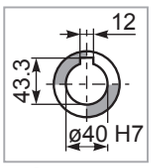

Standart
Delik Mil

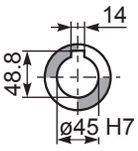

Özel
On request

PF72... -F... Çıkış flanşı
Output flanges

M. flanşları	k1
71B5	271
80/90B5	273
100/112B5	279
132B5	300.5
80B14	271
90B14	271
100/112B14	282
132B14	300.5

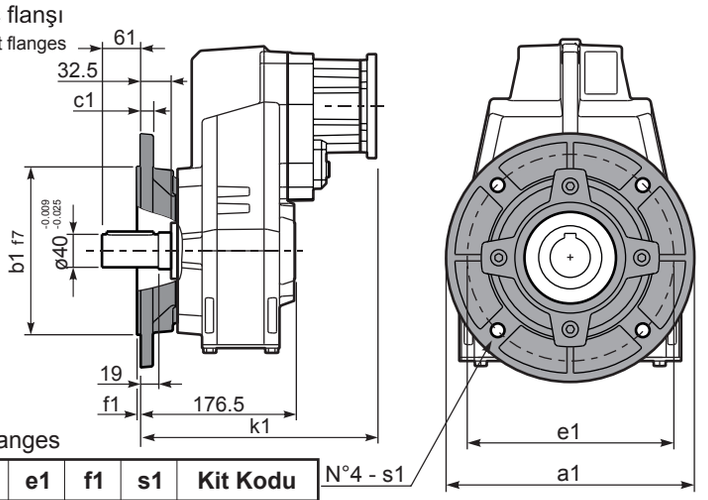

Çıkış Flanşı / output flanges

a1 ø	b1	c1	e1	f1	s1	Kit Kodu
250	180	13	215	3	14	KF70.9.011
300	230	16	265	4	14	KF70.9.012

PF72... -BR Tork Kolu
Reaction Arm

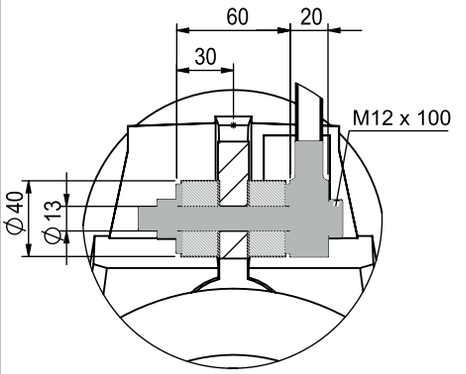

RF72C... Giriş Mili
Input Shaft

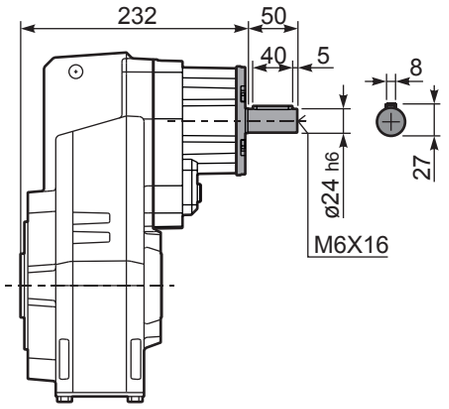

PF72 A... Dolu Mil Çıkışlı
Single output shaft

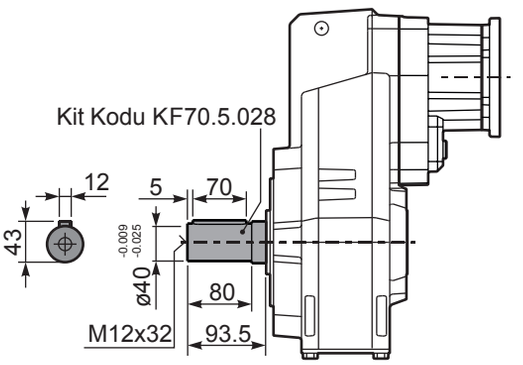

PF72 D... Sıkma Bilezikli
Shrink disk

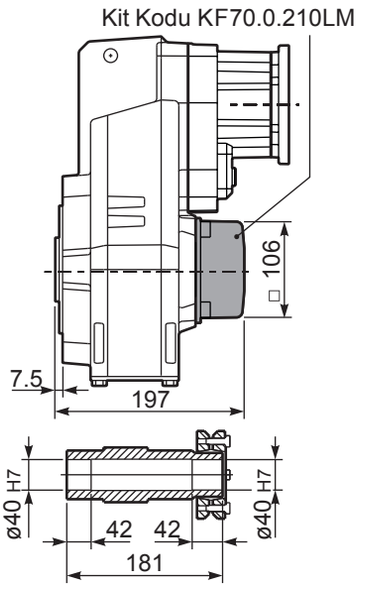

▪ HIZLI SEÇİM / Quick Selection

Giriş devri (n_1) = 1400 d/d

Çıkış devri n_2 [d/d]	Tahvil i	Motor gücü P_{1M} [kW]	Çıkış momenti M_{2M} [Nm]	Servis Faktörü f.s.	Nominal Güç P_{1R} [kW]	Nominal Moment M_{2R} [Nm]	Uygun B5 motor flanşları -B 63	-C 71	-D 80	-E 90	Uygun B14 motor flanşları -Q 71	-R 80	-T 90		Çıkış mil çapı	Tahvil kodu
18.5	**75.50**	1.5	725	1.1	1.7	825	B				C	C		191318		01
16.2	**86.47**	1.5	830	1.1	1.6	900	B				C	C		191316		02
14.0	**100.22**	1.5	962	0.9	1.4	900	B				C	C		171316		03
12.0	**116.56**	1.1	817	1.1	1.2	900	B				C	C		171314		04
10.2	**136.82**	1.1	959	0.9	1.0	900	B				C	C		151314		05
9.1	**153.05**	0.75	736	1.1	0.83	810	B				C	C		190816		06
8.6	**163.31**	0.75	785	1.1	0.86	900	B				C	C		131314	**standart ø40**	07
7.9	**178.01**	0.75	856	1.1	0.79	900	B				C	C		190814		08
7.3	**191.67**	0.75	922	1.0	0.73	900	B				C	C		101316		09
6.8	**206.32**	0.75	992	0.9	0.68	900	B				C	C		170814	ø45 Özel	10
6.3	**222.92**	0.55	791	1.1	0.63	900	B				C	C		101314		11
5.8	**242.18**	0.55	859	1.0	0.58	900	B				C	C		150814		12
5.6	**250.15**	0.55	888	1.0	0.56	900	B				C	C		91316		13
4.8	**289.08**	0.55	1026	0.9	0.49	900	B				C	C		130814		14
4.2	**330.31**	0.37	783	1.1	0.42	890	B				C	C		71316		15
3.5	**394.59**	0.37	936	1.0	0.36	900	B				C	C		100814		16
2.7	**514.99**	0.25	824	1.1	0.27	900	B				C	C		90814		17
2.1	**680.03**	0.18	832	1.1	0.21	900	B				C	C		70814		18

Dinamik verim tüm tahvil oranları için **0,94**'dür

Uygun Motor Flanşları Motor Flanges Available
B) **Burç ile montaj yapılabilir** Supplied with Reduction Bushing
B) **Burç Kullanılmadan Montajı Yapılabilir** Available on Request without Reduction Bushing
C) **Teminal Kutusu flanş pozisyonu** Motor Flange Holes Position

TR **F73** redüktörler yağsız olarak sevk edilir. Redüktör üzerinde havalandırma tapası, yağ göstergesi ve tahliye tapası mevcuttur. Mineral yağlar bu ekipmanlar ile birlikte kullanılır. Sentetik yağ kullanılmak istenirse bu ekipmanların körtapa ile değiştirilmesi önerilir.
Tablo 1'de montaj pozisyonuna göre uygun yağ miktarları tanımlanmıştır.
Tablo 2'de izin verilebilir radyal ve eksenel yük değerleri tanımlanmıştır.

EN Unit **F73** is supplied without lubricant and equipped with a breather, level and drain plugs. User can add mineral oil keeping existing plugs. Should the user wish to fill it with synthetic oil, it is recommended to replace the existing plugs with a closed plug.
See table 1 for lubrication and recommended quantity.
In table 2 please see possible radial loads and axial loads on the gearbox.

H1	H4	H3	H2	H5	H6
3.55 LT	1.95 LT	1.95 LT	1.95 LT	3.75 LT	2.00 LT
AGIP Blasia 460					

Daha fazla ayrıntı için internet sitemizi inceleyiniz.
For all details on lubrication and plugs check our website

Tablo 1

▪ RADYAL VE EKSENEL YÜKLER / *RADIAL AND AXIAL LOADS*

Çıkış Mili
Output Shaft

$$F_{eq} = F_R \cdot \frac{174.5}{X+134.5}$$

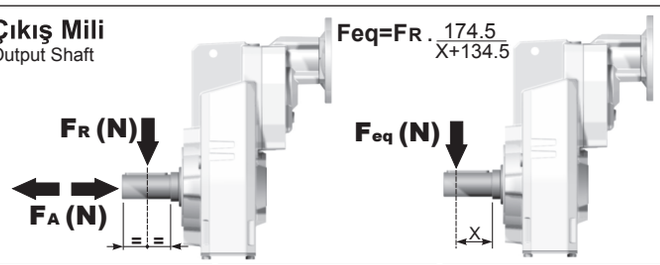

n_2	FA	FR	n_2	FA	FR	n_2	FA	FR
300	740	3700	**140**	860	4300	**70**	1020	5100
250	800	4000	**120**	900	4500	**40**	1300	6500
200	830	4150	**85**	970	4850	**15**	1700	8500

İsteğe bağlı olarak radyal ve eksenel yükleri karşılamak için güçlendirilmiş rulman opsiyonu.
On request reinforced bearings to increase loads.

Giriş Mili
Input shaft

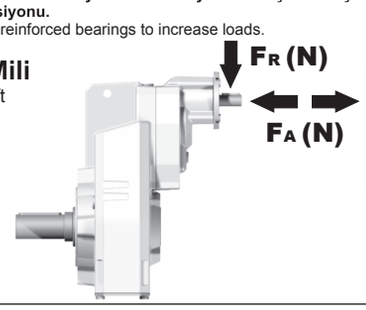

n_1	FA	FR
1400	400	2000
900	440	2200
500	440	2200

Tablo 2

PF73C... Standart redüktör
Basic gearbox

Ağırlık Gearbox weight	30.5 kg

M. flanşları	Kit Kodu	øF	A
63B5	K063.4.041	140	250.5
71B5	K063.4.042	160	248.5
80/90B5	K063.4.043	200	250.5
71B14	K063.4.047	105	248.5
80B14	K063.4.046	120	250.5
90B14	K063.4.041	140	250.5

- Tork kollu kullanıma uygundur.
  Farklı ölçüler için danışınız.
  Avaliable torque arms.
  Please consult us for different dimensions.

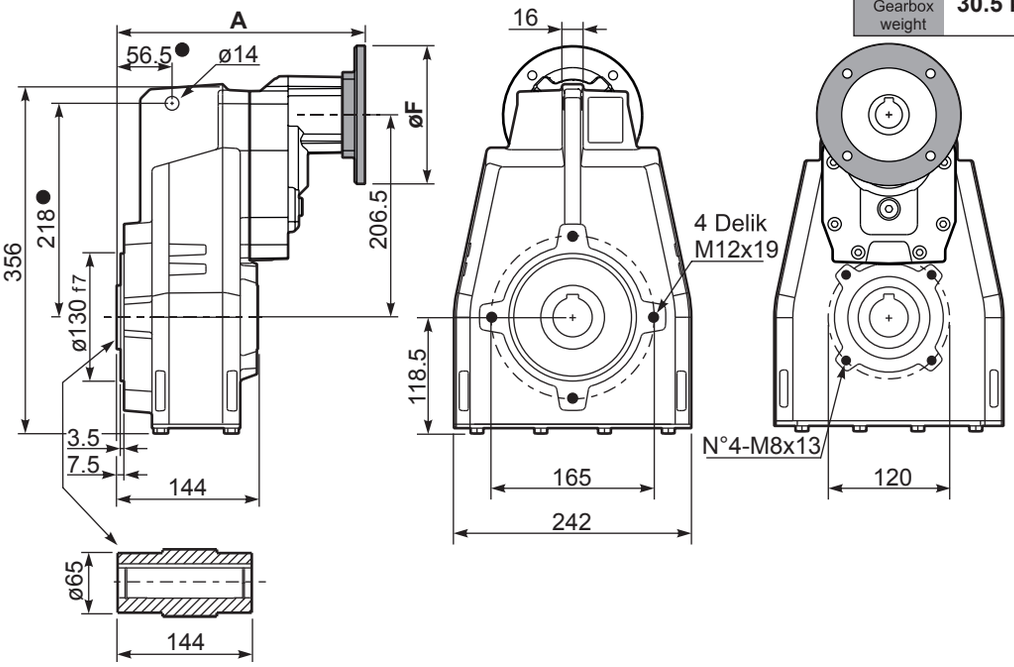

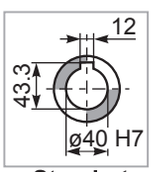

Standart
Delik Mil

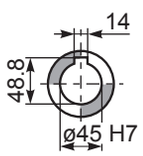

Özel
On request

PF73... -F... Çıkış flanşı
Output flanges

M. flanşları	k1
63B5	283
71B5	281
80/90B5	283
71B14	281
80B14	282
90B14	283

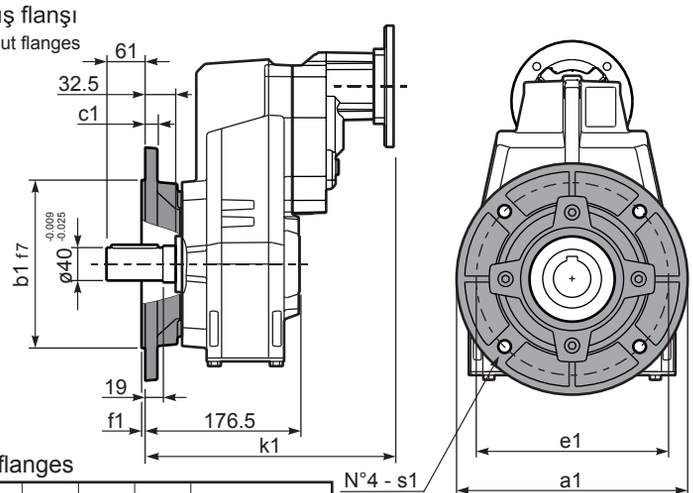

Çıkış Flanşı / output flanges

a1 ø	b1	c1	e1	f1	s1	Kit Kodu
250	180	13	215	3	14	KF70.9.011
300	230	16	265	4	14	KF70.9.012

PF73... -BR Tork Kolu
Reaction Arm

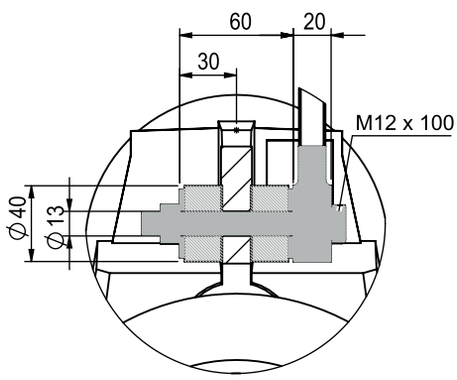

RF73C... Giriş Mili
Input Shaft

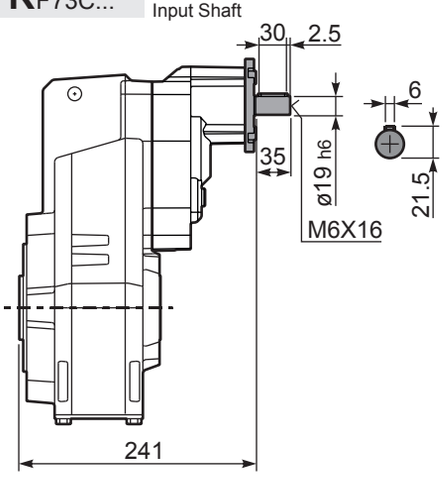

PF73 A... Dolu Mil Çıkışlı
Single output shaft

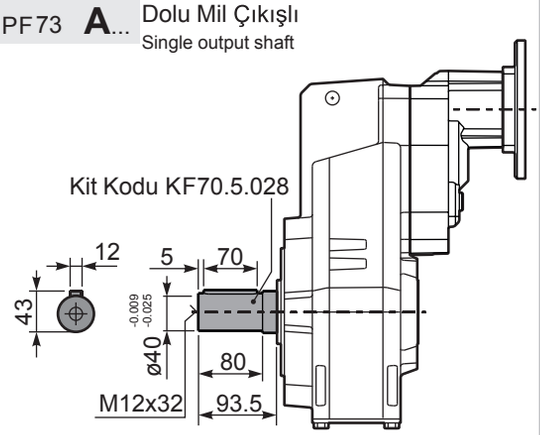

PF73 D... Sıkma Bilezikli
Shrink disk

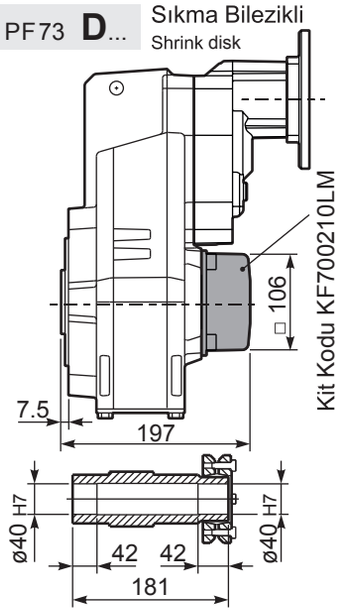

▪ HIZLI SEÇİM / Quick Selection

Giriş devri (n_1) = 1400 d/d

Çıkış devri n_2 [d/d]	Tahvil i	Motor gücü P_{1M} [kW]	Çıkış momenti M_{2M} [Nm]	Servis Faktörü f.s.	Nominal Güç P_{1R} [kW]	Nominal Moment M_{2R} [Nm]	Uygun B5 motor flanşları -H 160	Uygun B5 motor flanşları -I 180	Uygun B14 motor flanşları - - - - / - - - -		Çıkış mil çapı ø	Tahvil kodu
528	**2.65**	22	374	1.7	36.7	650			uygun değil	2361	standart	01
409	**3.42**	22	483	1.6	32.8	750				1965	ø50	02
304	**4.60**	22	649	1.5	30.9	950				1569		03
256	**5.46**	22	771	1.3	27.4	1000				1371	ø55	04
211	**6.64**	22	937	1.3	26.5	1175				1173	Özel	05

Dinamik verim tüm tahvil oranları için **0,98**'dir

Uygun Motor Flanşları Motor Flanges Available
B) **Burç ile montaj yapılabilir** Supplied with Reduction Bushing
B) **Burç Kullanılmadan Montajı Yapılabilir** Available on Request without Reduction Bushing
C) **Teminal Kutusu flanş pozisyonu** Motor Flange Holes Position

TR **F81** redüktörler yağsız olarak sevk edilir. Redüktör üzerinde havalandırma tapası, yağ göstergesi ve tahliye tapası mevcuttur. Mineral yağlar bu ekipmanlar ile birlikte kullanılır. Sentetik yağ kullanılmak istenirse bu ekipmanların körtapa ile değiştirilmesi önerilir.
Tablo 1'de montaj pozisyonuna göre uygun yağ miktarları tanımlanmıştır.
Tablo 2'de izin verilebilir radyal ve eksenel yük değerleri tanımlanmıştır.

EN Unit **F81** is supplied without lubricant and equipped with a breather, level and drain plugs. User can add mineral oil keeping existing plugs. Should the user wish to fill it with synthetic oil, it is recommended to replace the existing plugs with a closed plug.
See table 1 for lubrication and recommended quantity.
In table 2 please see possible radial loads and axial loads on the gearbox.

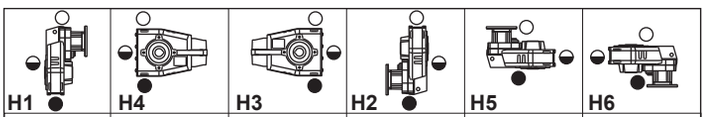

H1 ●	H4	H3	H2 ●	H5	H6
5.50 LT	3.50 LT	3.50 LT	3.50 LT	6.20 LT	4.40 LT
AGIP Blasia 460					

Daha fazla ayrıntı için internet sitemizi inceleyiniz.
For all details on lubrication and plugs check our website

Tablo 1

▪ RADYAL VE EKSENEL YÜKLER / *RADIAL AND AXIAL LOADS*

Çıkış Mili
Output Shaft

$$F_{eq} = F_R \cdot \frac{227.5}{X+177.5}$$

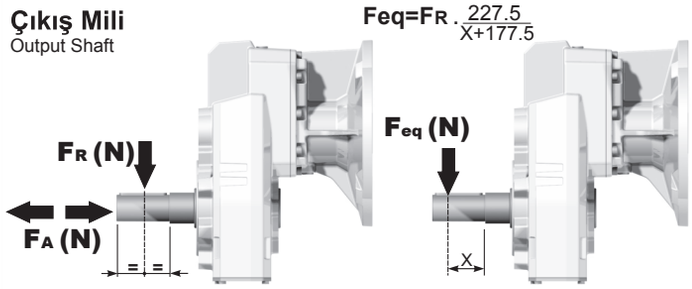

n_2	FA	FR	n_2	FA	FR	n_2	FA	FR
300	920	4600	**140**	1120	5600	**70**	1400	7000
250	1000	5000	**120**	1140	5700	**40**	1800	9000
200	1060	5300	**85**	1300	6500	**15**	2400	12000

İsteğe bağlı olarak radyal ve eksenel yükleri karşılamak için güçlendirilmiş rulman opsiyonu.
On request reinforced bearings to increase loads.

Tablo 2

PF81C... Standart redüktör
Basic gearbox

Ağırlık Gearbox weight	78.0 kg

• Tork kollu kullanıma uygundur.
Farklı ölçüler için danışınız.
Avaliable torque arms.
Please consult us for different dimensions.

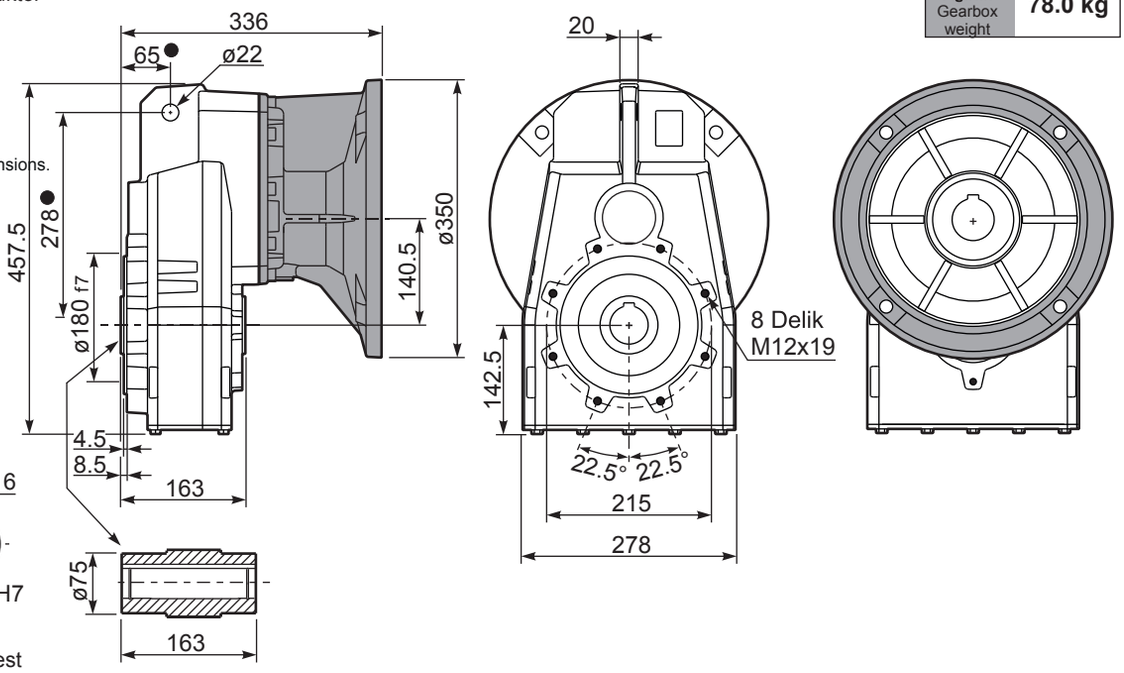

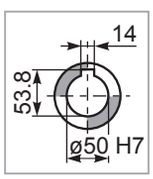

Standart
Delik Mil

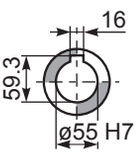

Özel
On request

PF 81... -F... Çıkış flanşı
Output flanges

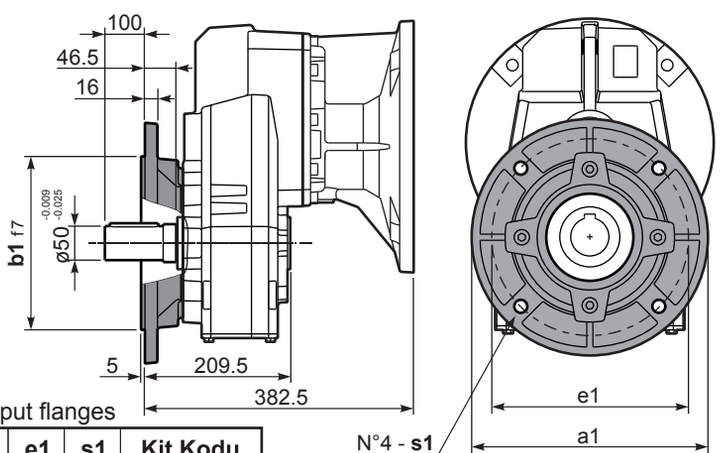

Çıkış Flanşı / output flanges

a1 ø	b1	e1	s1	Kit Kodu
300	230	265	14	KF80.9.011
350	250	300	18	KF80.9.012

PF81... -BR Tork Kolu
Reaction Arm

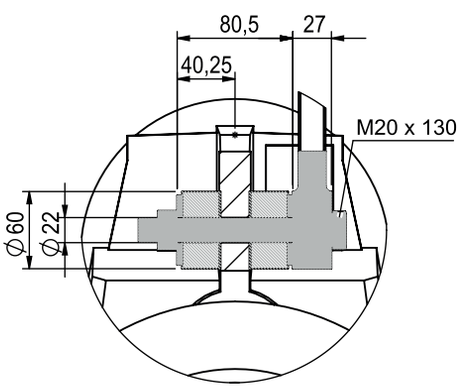

PF81 A... Dolu Mil Çıkışlı
Single output shaft

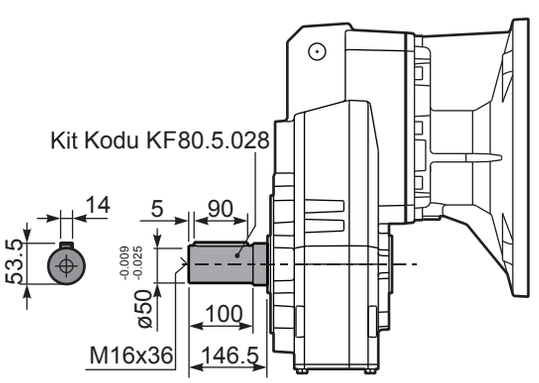

▪ HIZLI SEÇİM / Quick Selection

Giriş devri (n_1) = 1400 d/d

Çıkış devri n_2 [d/d]	Tahvil i	Motor gücü P_{1M} [kW]	Çıkış momenti M_{2M} [Nm]	Servis Faktörü f.s.	Nominal Güç P_{1R} [kW]	Nominal Moment M_{2R} [Nm]	Uygun B5 motor flanşları -F (100 112)	-G (132)	-H (160)	-I (180)	Uygun B14 motor flanşları -U (100 112)	-V (132)		Çıkış mil çapı ø	Tahvil kodu
234	**5.98**	22	827	1.2	25.5	1000	B				B		3015	standart ø50	01
197	**7.10**	22	982	1.2	25.3	1175	B				B		3013		02
162	**8.63**	22	1193	1.1	23.9	1350	B				B		3011		03
124	**11.27**	18.5	1310	1.1	20.3	1500	B				B		2015		04
105	**13.38**	18.5	1555	1.1	19.4	1700	B				B		2013		05
92	**15.24**	18.5	1771	1.1	19.0	1900	B				B		1615		06
86	**16.26**	18.5	1889	1.1	19.7	2100	B				B		2011		07
77	**18.09**	18.5	2102	1.0	17.7	2100	B				B		1613		08
71	**19.82**	15	1865	1.1	15.9	2060	B				B		1315	ø55 Özel	09
64	**21.98**	15	2069	1.0	14.6	2100	B				B		1611		10
60	**23.53**	15	2214	0.9	13.6	2100	B				B		1313		11
58	**24.25**	11	1677	1.2	12.2	1940	B				B		1115		12
48.6	**28.80**	11	1991	1.1	11.1	2100	B				B		1113		13
40.0	**34.99**	9	2063	1.0	9.2	2100	B				B		1111		14
33.6	**41.64**	7.5	1976	1.0	7.2	1960	B				B		813		15
27.7	**50.60**	5.5	1774	1.2	6.3	2100	B				B		811		16

Dinamik verim tüm tahvil oranları için **0,96**'dır

Uygun Motor Flanşları Motor Flanges Available
B) **Burç ile montaj yapılabilir** Supplied with Reduction Bushing
B) **Burç Kullanılmadan Montajı Yapılabilir** Available on Request without Reduction Bushing
C) **Teminal Kutusu flanş pozisyonu** Motor Flange Holes Position

TR **F82** redüktörler yağsız olarak sevk edilir. Redüktör üzerinde havalandırma tapası, yağ göstergesi ve tahliye tapası mevcuttur. Mineral yağlar bu ekipmanlar ile birlikte kullanılır. Sentetik yağ kullanılmak istenirse bu ekipmanların körtapa ile değiştirilmesi önerilir.
Tablo 1'de montaj pozisyonuna göre uygun yağ miktarları tanımlanmıştır.
Tablo 2'de izin verilebilir radyal ve eksenel yük değerleri tanımlanmıştır.

EN Unit **F82** is supplied without lubricant and equipped with a breather, level and drain plugs. User can add mineral oil keeping existing plugs. Should the user wish to fill it with synthetic oil, it is recommended to replace the existing plugs with a closed plug.
See table 1 for lubrication and recommended quantity.
In table 2 please see possible radial loads and axial loads on the gearbox.

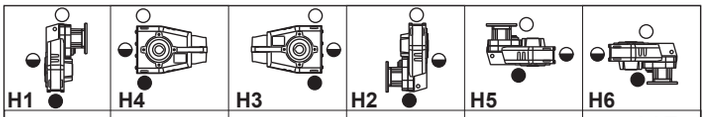

H1	H4	H3	H2	H5	H6
5.70 LT	3.60 LT	3.60 LT	3.60 LT	6.60 LT	4.50 LT
AGIP Blasia 460					

Daha fazla ayrıntı için internet sitemizi inceleyiniz.
For all details on lubrication and plugs check our website

Tablo 1

▪ RADYAL VE EKSENEL YÜKLER / *RADIAL AND AXIAL LOADS*

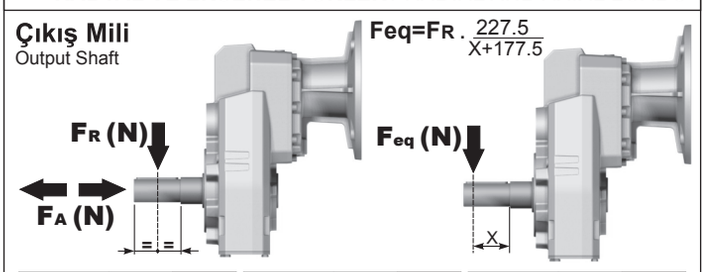

n_2	FA	FR	n_2	FA	FR	n_2	FA	FR
300	920	4600	**140**	1120	5600	**70**	1400	7000
250	1000	5000	**120**	1140	5700	**40**	1800	9000
200	1060	5300	**85**	1300	6500	**15**	2400	12000

İsteğe bağlı olarak radyal ve eksenel yükleri karşılamak için güçlendirilmiş rulman opsiyonu.
On request reinforced bearings to increase loads.

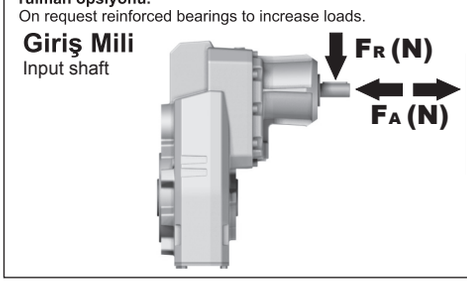

n_1	FA	FR
1400	700	3500
900	840	4200
500	900	4500

Tablo 2

PF82C... Standart redüktör
Basic gearbox

Ağırlık Gearbox weight	82.5 kg

M. flanşları	Kit Kodu	øF	A
100/112B5	K023.4.043	250	299
132B5	KC51.4.043	300	320.5
160/180B5	KC86.4.0.43	350	352.5
100/112B14	K085.4.047	160	299
132B14	KC51.4.041	200	320.5

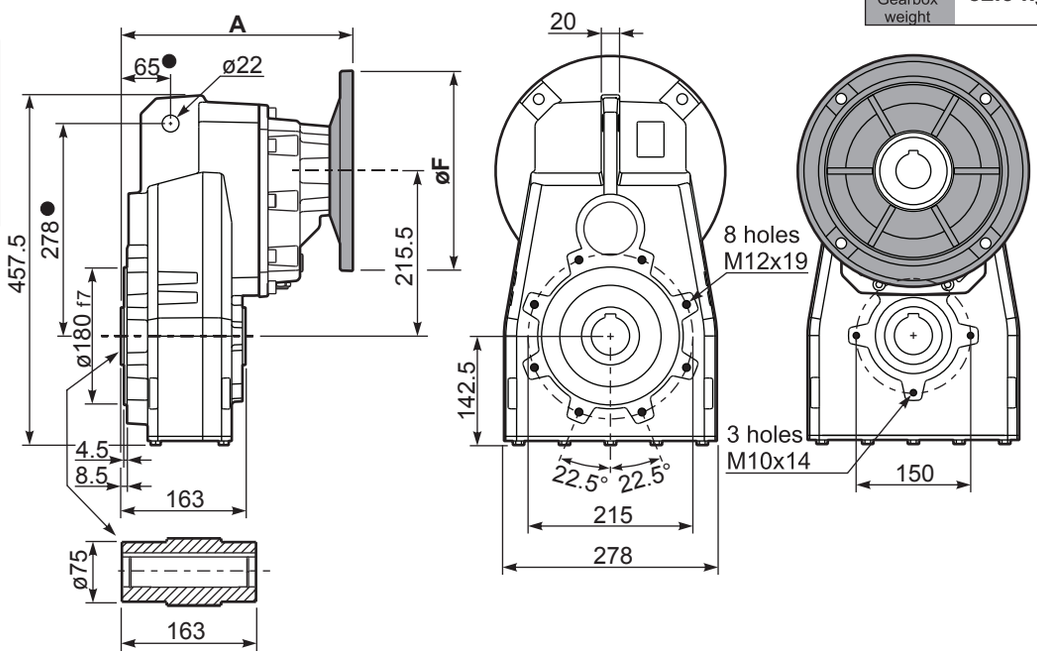

- Tork kollu kullanıma uygundur.
  Farklı ölçüler için danışınız.
  Avaliable torque arms.
  Please consult us for different dimensions.

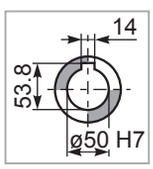

Standart
Delik Mil

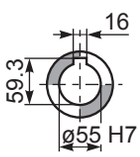

Özel
On request

PF82... -F... Çıkış flanşı
Output flanges

M. Flanşları	k1
100/112B5	345.5
132B5	367
160/180B5	399
100/112B14	345.5
132B14	367

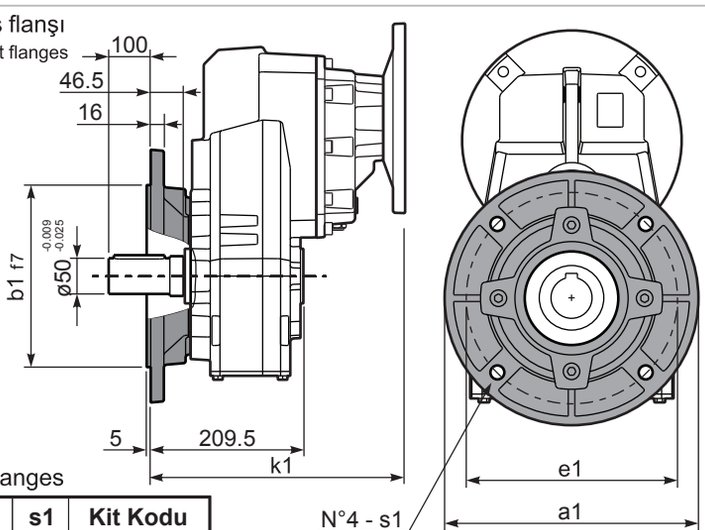

Çıkış Flanşı / output flanges

a1 ø	b1	e1	s1	Kit Kodu
300	230	265	14	KF80.9.011
350	250	300	18	KF80.9.012

PF 82... -BR Tork Kolu
Reaction Arm

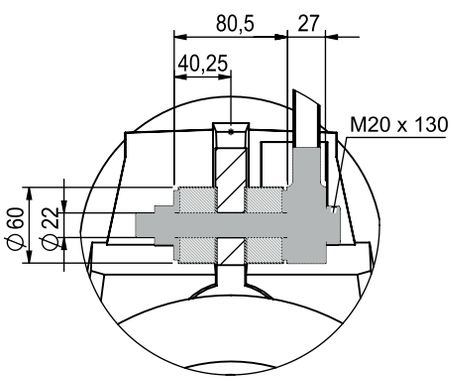

RF82C... Giriş Mili
Input Shaft

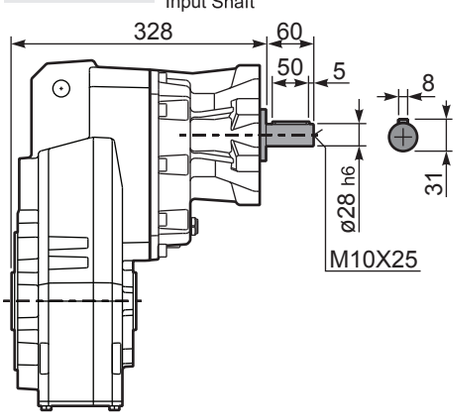

PF82 A... Dolu Mil Çıkışlı
Single output shaft

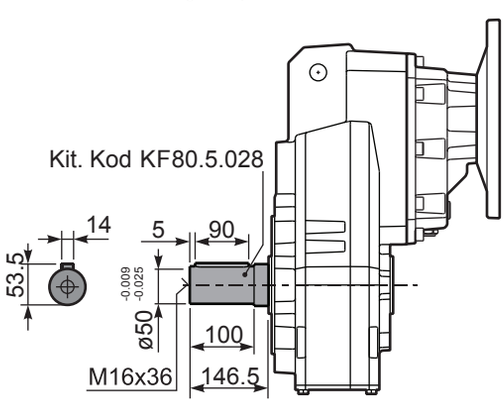

PF82 D... Sıkma Bilezikli
Shrink disk

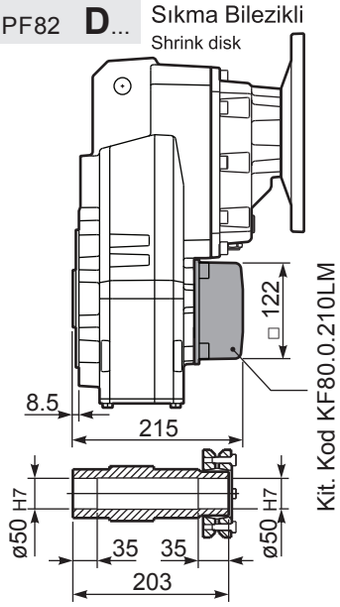

▪ HIZLI SEÇİM / Quick Selection

Giriş devri (n_1) = 1400 d/d

Çıkış devri n_2 [d/d]	Tahvil i	Motor gücü P_{1M} [kW]	Çıkış momenti M_{2M} [Nm]	Servis Faktörü f.s.	Nominal Güç P_{1R} [kW]	Nominal Moment M_{2R} [Nm]	Uygun B5 motor flanşları -C 71	-D 80	-E 90	-F 100 112	-G 132	Uygun B14 motor flanşları -R 80	-T 90	-U 100 112	-V 132		Çıkış mil çapı ø	Tahvil kodu
28.8	**48.55**	7.5	2257	0.9	6.7	2100	B									201315		01
24.3	**57.64**	5.5	1980	1.1	5.7	2100	B									201313		02
21.3	**65.64**	5.5	2255	0.9	5.0	2100	B									161315		03
20.0	**70.04**	4	1760	1.2	4.7	2100	B									201311		04
18.0	**77.93**	4	1958	1.1	4.2	2100	B									161313		05
16.4	**85.36**	4	2145	1.0	3.8	2100	B									131315		06
14.8	**94.70**	4	2380	0.9	3.5	2100	B									161311	**standart ø50**	07
13.8	**101.35**	3	1917	1.1	3.2	2100	B									131313		08
11.4	**123.15**	3	2330	0.9	2.7	2100	B									131311		09
9.3	**150.73**	2.2	2100	1.0	2.2	2100	B									111311	ø55 Özel	10
7.8	**179.39**	1.5	1722	1.2	1.8	2100	B									81313		11
6.4	**217.98**	1.5	2093	1.0	1.5	2100	B									81311		12
5.7	**247.03**	1.1	1732	1.1	1.2	1950	B									61313		13
4.7	**300.17**	1.1	2105	1.0	1.1	2100	B									61311		14

Dinamik verim tüm tahvil oranları için **0,94**'dür

Uygun Motor Flanşları Motor Flanges Available
B) **Burç ile montaj yapılabilir** Supplied with Reduction Bushing
B) **Burç Kullanılmadan Montajı Yapılabilir** Available on Request without Reduction Bushing
C) **Teminal Kutusu flanş pozisyonu** Motor Flange Holes Position

TR **F83** redüktörler yağsız olarak sevk edilir. Redüktör üzerinde havalandırma tapası, yağ göstergesi ve tahliye tapası mevcuttur. Mineral yağlar bu ekipmanlar ile birlikte kullanılır. Sentetik yağ kullanılmak istenirse bu ekipmanların körtapa ile değiştirilmesi önerilir.
Tablo 1'de montaj pozisyonuna göre uygun yağ miktarları tanımlanmıştır.
Tablo 2'de izin verilebilir radyal ve eksenel yük değerleri tanımlanmıştır.

EN Unit **F83** is supplied without lubricant and equipped with a breather, level and drain plugs. User can add mineral oil keeping existing plugs. Should the user wish to fill it with synthetic oil, it is recommended to replace the existing plugs with a closed plug.
See table 1 for lubrication and recommended quantity.
In table 2 please see possible radial loads and axial loads on the gearbox.

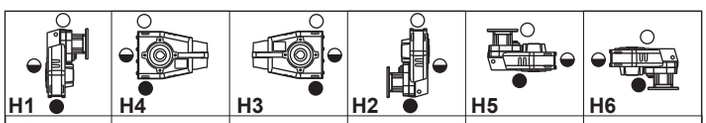

H1	H4	H3	H2	H5	H6
5.80 LT	3.90 LT	3.90 LT	3.90 LT	6.80 LT	4.90 LT
AGIP Blasia 460					

Daha fazla ayrıntı için internet sitemizi inceleyiniz.
For all details on lubrication and plugs check our website

Tablo 1

▪ RADYAL VE EKSENEL YÜKLER / *RADIAL AND AXIAL LOADS*

Çıkış Mili
Output Shaft

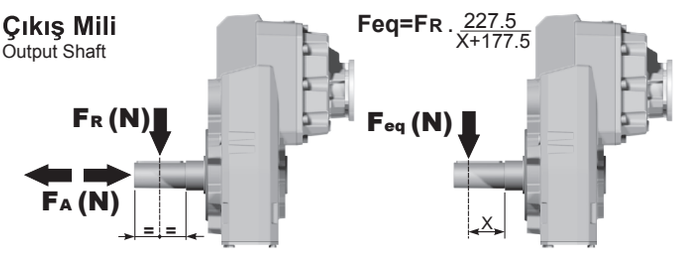

$$F_{eq} = F_R \cdot \frac{227.5}{X+177.5}$$

n_2	FA	FR	n_2	FA	FR	n_2	FA	FR
300	920	4600	**140**	1120	5600	**70**	1400	7000
250	1000	5000	**120**	1140	5700	**40**	1800	9000
200	1060	5300	**85**	1300	6500	**15**	2400	12000

İsteğe bağlı olarak radyal ve eksenel yükleri karşılamak için güçlendirilmiş rulman opsiyonu.
On request reinforced bearings to increase loads.

Giriş Mili
Input shaft

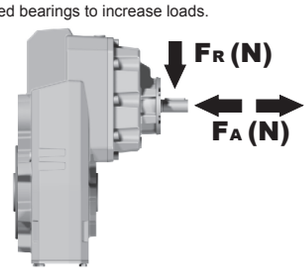

n_1	FA	FR
1400	450	2250
900	500	2500
500	600	3000

Tablo 2

Ağırlık Gearbox weight	68.5 kg

PF83C... Standart redüktör
Basic gearbox

M. flanşları	Kit Kodu	øF	A
71B5	KC023.4.041	160	292.5
80/90B5	KC023.4.042	200	294.5
100/112B5	KC023.4.043	250	303.5
132B5	KC51.4.043	300	324.5
80B14	KC085.4.046	120	294.5
90B14	KC085.4.045	140	294.5
100/112B14	KC085.4.047	160	303.5
132B14	KC51.4.041	200	324.5

- Tork kollu kullanıma uygundur.
  Farklı ölçüler için danışınız.
  Avaliable torque arms.
  Please consult us for different dimensions.

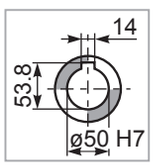

Standart
Delik Mil

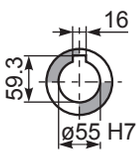

Özel
On request

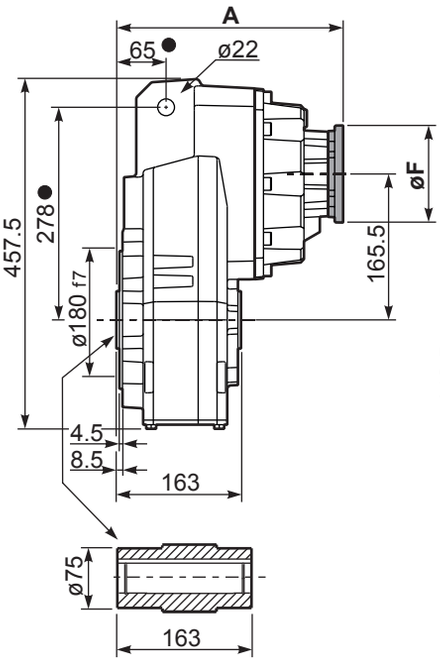

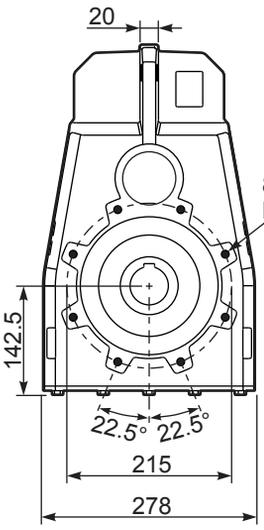

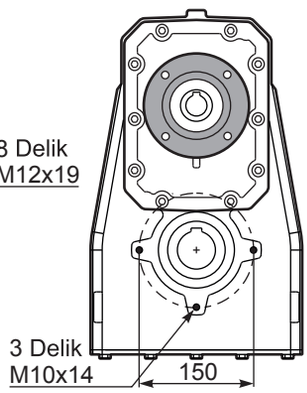

PF83... -F... Çıkış flanşı
Output flanges

M. Flanşları	k1
71B5	339
80/90B5	341
100/112B5	347
132B5	368.5
80B14	339
90B14	339
100/112B14	350
132B14	368.5

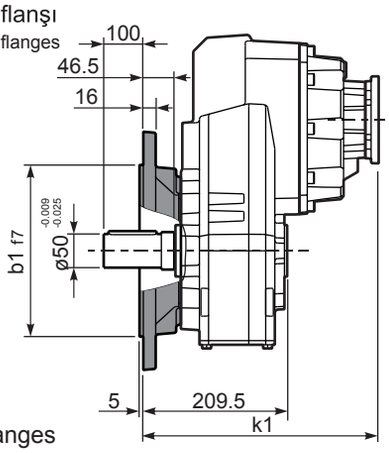

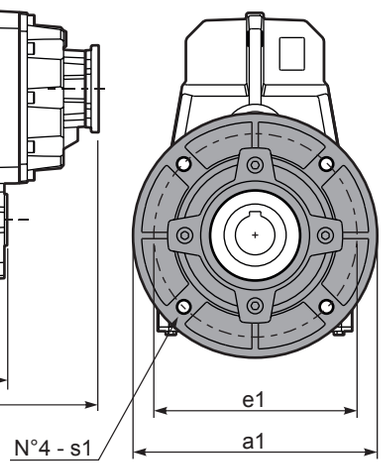

Çıkış Flanşı / output flanges

a1 ø	b1	e1	s1	Kit Kodu
300	230	265	14	KF80.9.011
350	250	300	18	KF80.9.012

PF83... -BR Tork Kolu
Reaction Arm

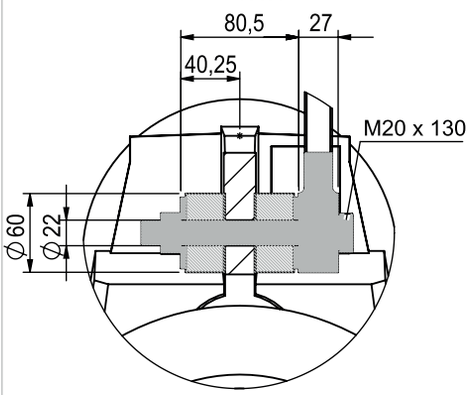

RF83C... Giriş Mili
Input Shaft

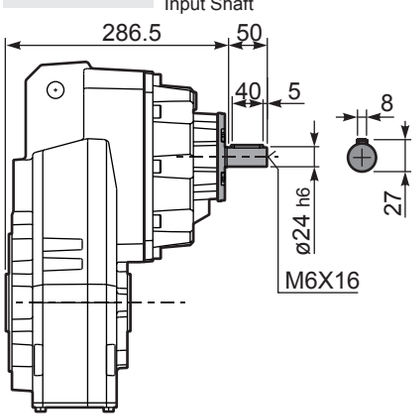

PF83 A... Dolu Mil Çıkışlı
Single output shaft

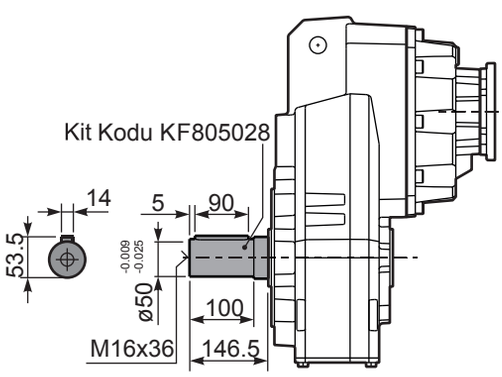

PF83 D... Sıkma Bilezikli
Shrink disk

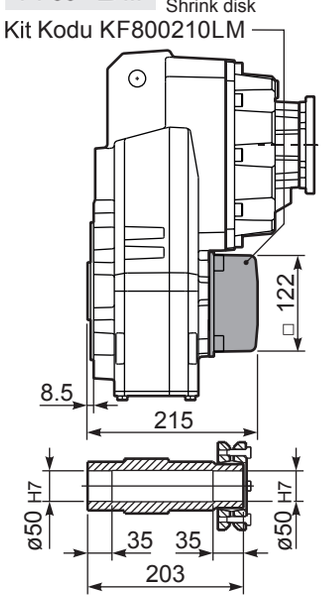

▪ HIZLI SEÇİM / Quick Selection

Giriş devri (n_1) = 1400 d/d

Çıkış devri n_2 [d/d]	Tahvil i	Motor gücü P_{1M} [kW]	Çıkış momenti M_{2M} [Nm]	Servis Faktörü f.s.	Nominal Güç P_{1R} [kW]	Nominal Moment M_{2R} [Nm]	Uygun B5 motor flanşları -G 132	-H 160	-I 180	-L 200	Uygun B14 motor flanşları - -	- -	- -	- -		Çıkış mil çapı ø	Tahvil kodu
294	**4.75**	30	895	1.8	53.0	1650									3914		01
269	**5.21**	30	980	1.8	51.3	1750									3913		02
220	**6.36**	30	1197	1.6	45.6	1900									3911		03
188	**7.45**	30	1401	1.5	43.1	2100									3014		04
172	**8.15**	30	1535	1.4	39.3	2100									3013		05
141	**9.96**	30	1874	1.2	33.7	2200									3011		06
120	**11.69**	30	2200	1.0	30.1	2300									2214		07
109	**12.80**	30	2409	1.0	27.4	2300									2213		08
90	**15.63**	22	2161	1.1	23.5	2400									2211		09
79	**17.65**	22	2441	1.1	22.5	2600									1614		10
72	**19.33**	22	2673	1.1	22.9	2900									1613		11
67	**20.77**	22	2872	1.0	21.3	2900									1414		12
62	**22.75**	18.5	2643	1.1	19.5	2900									1413		13
59	**23.60**	18.5	2743	1.1	18.8	2900									1611		14
50	**27.78**	15	2615	1.1	15.9	2900									1411		15
45.5	**30.76**	15	2896	1.0	14.4	2900									1014		16
41.6	**33.69**	11	2330	1.2	13.1	2900									1013		17
34.0	**41.15**	11	2845	1.0	10.8	2900									1011		18

uygun değil — **standart ø60**

Dinamik verim tüm tahvil oranları için **0,96**'dır

Uygun Motor Flanşları Motor Flanges Available
B) **Burç ile montaj yapılabilir** Supplied with Reduction Bushing
B) **Burç Kullanılmadan Montajı Yapılabilir** Available on Request without Reduction Bushing
C) **Teminal Kutusu flanş pozisyonu** Motor Flange Holes Position

TR **F102** redüktörler yağsız olarak sevk edilir. Redüktör üzerinde havalandırma tapası, yağ göstergesi ve tahliye tapası mevcuttur. Mineral yağlar bu ekipmanlar ile birlikte kullanılır. Sentetik yağ kullanılmak istenirse bu ekipmanların körtapa ile değiştirilmesi önerilir.
Tablo 1'de montaj pozisyonuna göre uygun yağ miktarları tanımlanmıştır.
Tablo 2'de izin verilebilir radyal ve eksenel yük değerleri tanımlanmıştır.

EN Unit **F102** is supplied without lubricant and equipped with a breather, level and drain plugs. User can add mineral oil keeping existing plugs. Should the user wish to fill it with synthetic oil, it is recommended to replace the existing plugs with a closed plug.
See table 1 for lubrication and recommended quantity.
In table 2 please see possible radial loads and axial loads on the gearbox.

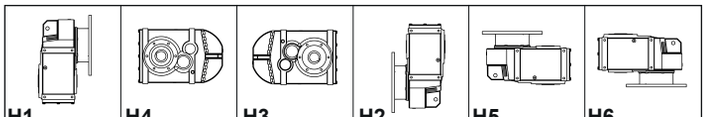

H1	H4	H3	H2	H5	H6
12,5 L	7,5 L	10 L	10,5 L	12 L	12 L
AGIP Blasia 460					

Daha fazla ayrıntı için internet sitemizi inceleyiniz.
For all details on lubrication and plugs check our website

Tablo 1

▪ RADYAL VE EKSENEL YÜKLER / *RADIAL AND AXIAL LOADS*

Çıkış Mili
Output Shaft

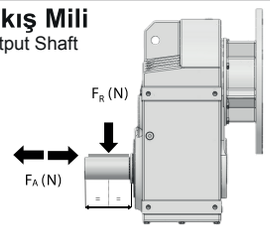

$$F_{(eq)} = F_R \frac{117}{X+57}$$

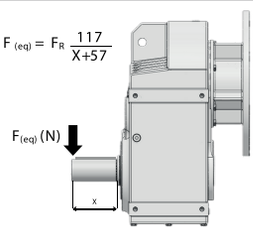

n_2	FA	FR	n_2	FA	FR	n_2	FA	FR
300	2300	11500	**140**	2980	14900	**70**	3660	18300
250	2480	12400	**120**	3180	15900	**40**	4220	21100
200	2680	13400	**85**	3440	17200	**15**	4820	24100

Tablo 2

PF102 **C**... Standart Redüktör
Basic Gearbox

Ağırlık Gearbox weight	120.0 kg

M. Flanşları	Kit Kodu	ØF	A
132 B5	KF1109052	300	290,25
160 B5	KF1109053	350	314,75
180 B5	KF1109053-B	350	316
200 B5	KF1109054	400	314,75

- Tork kollu kullanıma uygundur.
  Farklı ölçüler için danışınız.
  Avaliable torque arms.
  Please consult us for different dimensions.

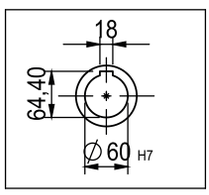

Standart Delik Mil
Standard Hollow Shaft

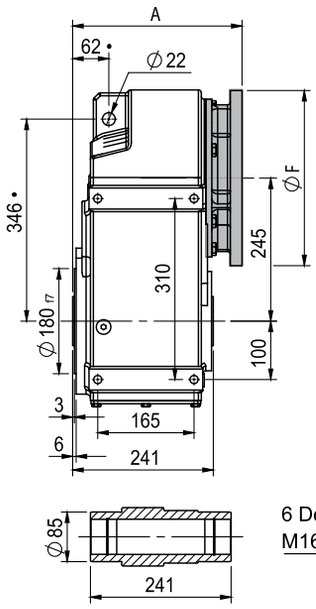

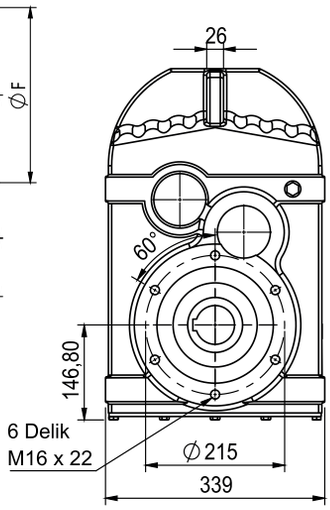

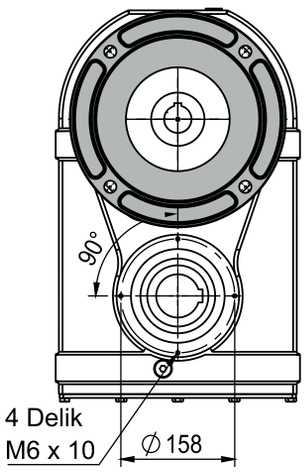

PF102... **-F** Çıkış flanşı
Output flanges

Motor Flanşları	k1
132 B5	333,25
160 B5	357,75
180 B5	359
200 B5	357,75

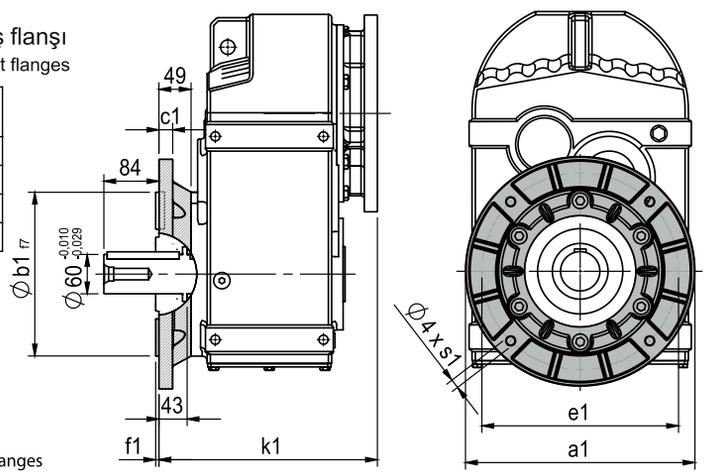

Çıkış Flanşı / Output Flanges

a1Ø	b1	c1	e1	f1	s1	Kit code
350	250	21	300	5	18	KF909015

PF102... **-BR** Tork Kolu
Reaction Arm

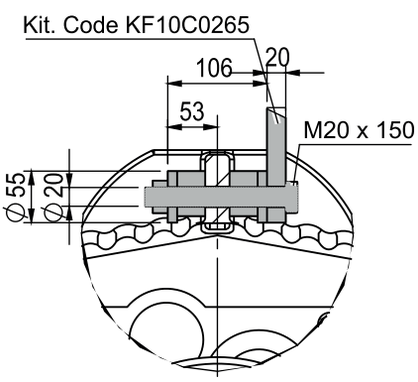

PF102 **A**... Dolu Mil Çıkışlı
Single output shaft

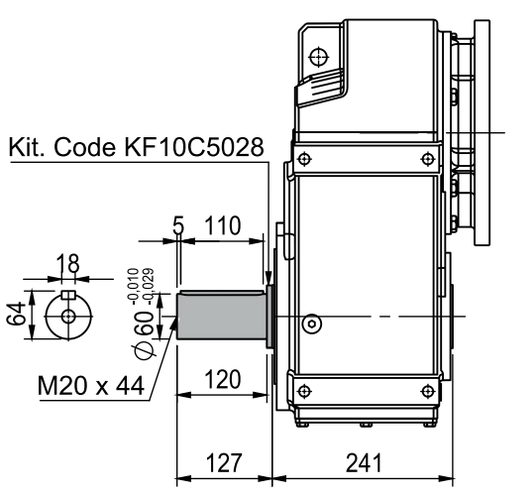

PF102 **D**... Sıkma Bilezikli
Shrink disc (modular base)

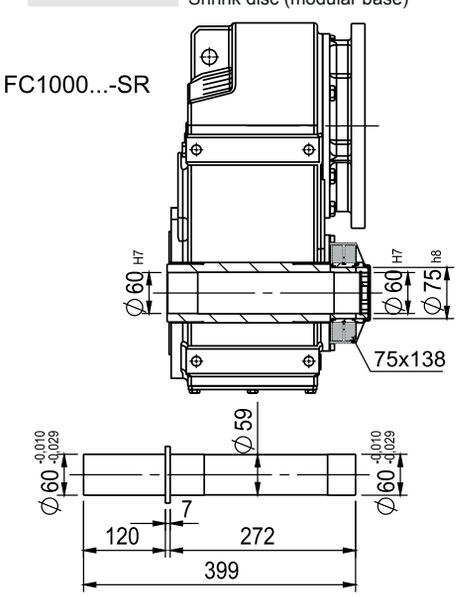

▪ HIZLI SEÇİM / Quick Selection

input speed (n_1) = 1400 min^{-1}

Çıkış devri n_2 [d/d]	Tahvil i	Motor gücü P_{1M} [kW]	Çıkış momenti M_{2M} [Nm]	Servis Faktörü f.s.	Nominal Güç P_{1R} [kW]	Nominal Moment M_{2R} [Nm]	Uygun B5 motor flanşları -D 80	-E 90	-F 100 112	-G 100	-H 132	Uygun B14 motor flanşları -U 100 112		Çıkış mil çapı ø	Tahvil kodu
38.8	**36.11**	11	2447	1.2	12.5	2900							301411		01
27.5	**50.89**	9	2941	1.0	9.2	3000							201414		02
25.1	**55.73**	7.5	2591	1.2	8.4	3000							201413		03
20.3	**68.80**	7.5	3199	0.9	6.8	3000							161414		04
18.6	**75.35**	5.5	2589	1.2	6.2	3000							161413		05
15.6	**89.47**	5.5	3074	1.0	5.2	3000							131414		06
15.2	**92.02**	5.5	3161	0.9	5.1	3000							161411	**standart**	07
14.3	**97.99**	4	2462	1.2	4.8	3000							131413	**ø60**	08
12.8	**109.52**	4	2752	1.1	4.3	3000							111414		09
11.7	**119.94**	4	3014	1.0	3.9	3000							111413		10
9.6	**146.47**	3	2771	1.1	3.2	3000							111411		11
8.8	**158.37**	3	2996	1.0	3.0	3000							81414		12
8.1	**173.45**	2.2	2416	1.2	2.7	3000							81413		13
6.6	**211.82**	2.2	2951	1.0	2.2	3000							81411		14

Dinamik verim tüm tahvil oranları için **0,96**'dır

Uygun Motor Flanşları Motor Flanges Available
B) **Burç ile montaj yapılabilir** Supplied with Reduction Bushing
B) **Burç Kullanılmadan Montajı Yapılabilir** Available on Request without Reduction Bushing
C) **Teminal Kutusu flanş pozisyonu** Motor Flange Holes Position

TR **F103** redüktörler yağsız olarak sevk edilir. Redüktör üzerinde havalandırma tapası, yağ göstergesi ve tahliye tapası mevcuttur. Mineral yağlar bu ekipmanlar ile birlikte kullanılır. Sentetik yağ kullanılmak istenirse bu ekipmanların körtapa ile değiştirilmesi önerilir.
Tablo 1'de montaj pozisyonuna göre uygun yağ miktarları tanımlanmıştır.
Tablo 2'de izin verilebilir radyal ve eksenel yük değerleri tanımlanmıştır.

EN Unit **F103** is supplied without lubricant and equipped with a breather, level and drain plugs. User can add mineral oil keeping existing plugs. Should the user wish to fill it with synthetic oil, it is recommended to replace the existing plugs with a closed plug.
See table 1 for lubrication and recommended quantity.
In table 2 please see possible radial loads and axial loads on the gearbox.

H1	H4	H3	H2	H5	H6
12,5 L	7,5 L	10 L	10,5 L	12 L	12 L
AGIP Blasia 460					

Daha fazla ayrıntı için internet sitemizi inceleyiniz.
For all details on lubrication and plugs check our website

Tablo 1

▪ RADYAL VE EKSENEL YÜKLER / *RADIAL AND AXIAL LOADS*

Çıkış Mili
Output Shaft

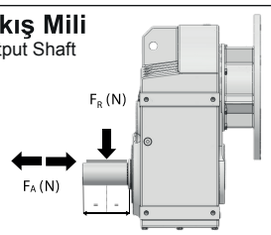

$$F_{(eq)} = F_R \frac{117}{X+57}$$

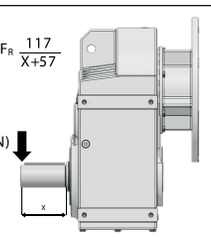

n_2	FA	FR	n_2	FA	FR	n_2	FA	FR
300	2300	11500	**140**	2980	14900	**70**	3660	18300
250	2480	12400	**120**	3180	15900	**40**	4220	21100
200	2680	13400	**85**	3440	17200	**15**	4820	24100

Tablo 2

PF103 C... Standart Redüktör
Basic Gearbox

M. Flanşları	Kit Kodu	ØF	A
80/90 B5	KC0234042-C	200	286,75
100/112 B5	K0234043	250	295,75
132 B5	KF514043	300	320,25
160 B5	KC864043	350	351,25
100/112 B14	KC0854047	160	338,75

- Tork kollu kullanıma uygundur.
  Farklı ölçüler için danışınız.
  Avaliable torque arms.
  Please consult us for different dimensions.

Ağırlık Gearbox weight	116.0 kg

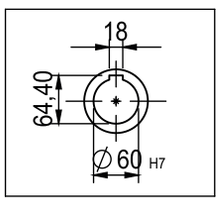

Standart Delik Mil
Standard Hollow Shaft

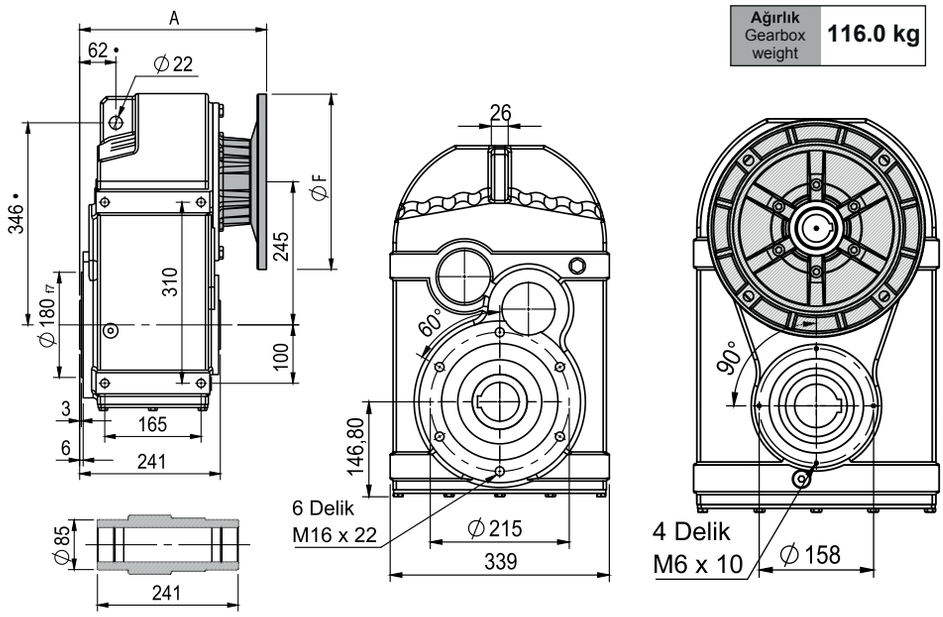

PF103... -F Çıkış flanşı
Output flanges

Motor Flanşları	k1
80/90 B5	329,75
100/112 B5	338,75
132 B5	363,25
160 B5	394,25
180 B5	295,75

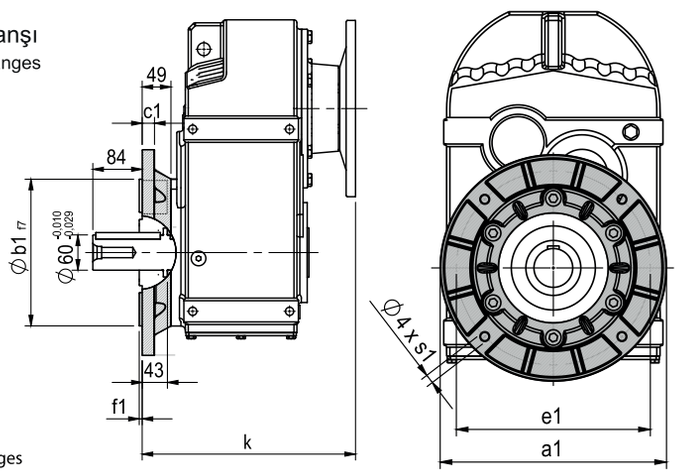

Çıkış Flanşı / Output Flanges

a1Ø	b1	c1	e1	f1	s1	Kit code
350	250	21	300	5	18	KF909015

PF103...-BR Tork Kolu
Reaction Arm

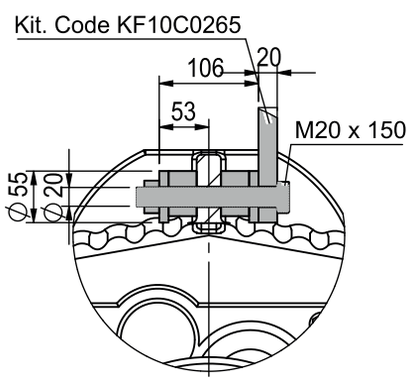

PF103 A... Dolu Mil Çıkışlı
Single output shaft

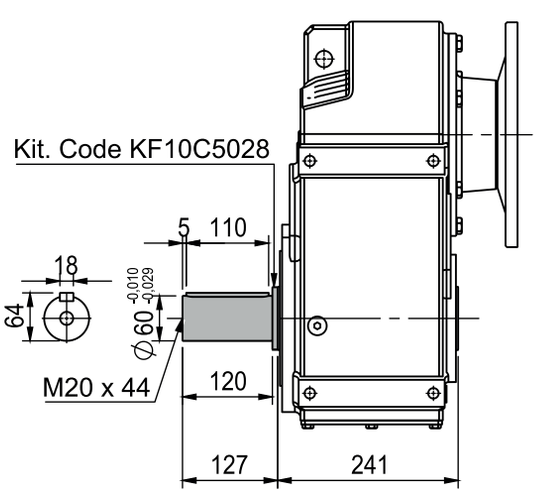

PF103 D... Sıkma Bilezikli
Shrink disc (modular base)

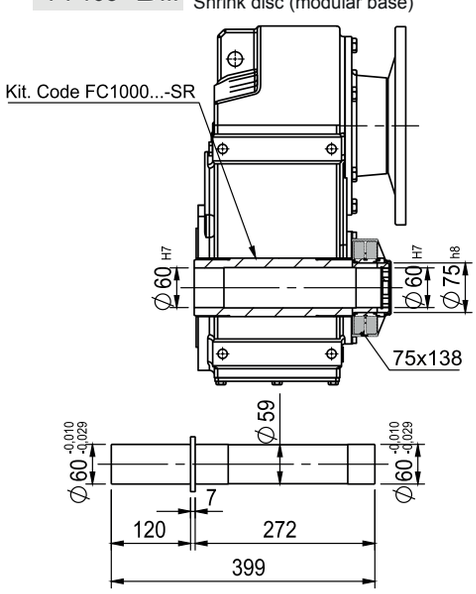

▪ HIZLI SEÇİM / Quick Selection

Giriş devri (n_1) = 1400 d/d

Çıkış devri n_2 [d/d]	Tahvil i	Motor gücü P_{1M} [kW]	Çıkış momenti M_{2M} [Nm]	Servis Faktörü f.s.	Nominal Güç P_{1R} [kW]	Nominal Moment M_{2R} [Nm]	Uygun B5 motor flanşları -G 132	-H 160	-I 180	-L 200	CA 225	Uygun B14 motor flanşları – –	- -	- -		Çıkış mil çapı ø	Tahvil kodu
294	**4.75**	45	1333	2.0	86.7	2700									3914		01
269	**5.21**	45	1460	1.9	82.1	2800									3913		02
220	**6.36**	45	1783	1.7	72.0	3000									3911		03
188	**7.45**	45	2088	1.6	67.7	3300									3014		04
172	**8.15**	45	2287	1.5	63.7	3400									3013		05
141	**9.96**	45	2792	1.3	55.2	3600									3011		06
120	**11.69**	45	3277	1.2	49.7	3800									2214		07
109	**12.80**	45	3589	1.1	47.7	4000									2213		08
90	**15.63**	45	4383	1.0	42.0	4300						**uygun değil**			2211	**standart ø70**	09
79	**17.65**	37	4068	1.1	38.9	4500									1614		10
72	**19.33**	37	4455	1.0	35.6	4500									1613		11
67	**20.77**	30	3910	1.2	33.1	4500									1414		12
62	**22.75**	30	4282	1.1	30.2	4500									1413		13
59	**23.60**	30	4443	1.0	29.1	4500									1611		14
50	**27.78**	22	3842	1.2	24.7	4500									1411		15
45.5	**30.76**	22	4255	1.1	22.3	4500									1014		16
41.6	**33.69**	22	4660	1.0	20.4	4500									1013		17
34.0	**41.15**	18.5	4781	0.9	16.7	4500									1011		18

Dinamik verim tüm tahvil oranları için **0,96**'dır

Uygun Motor Flanşları Motor Flanges Available
B) **Burç ile montaj yapılabilir** Supplied with Reduction Bushing
B) **Burç Kullanılmadan Montajı Yapılabilir** Available on Request without Reduction Bushing
C) **Teminal Kutusu flanş pozisyonu** Motor Flange Holes Position

TR **F112** redüktörler yağsız olarak sevk edilir. Redüktör üzerinde havalandırma tapası, yağ göstergesi ve tahliye tapası mevcuttur. Mineral yağlar bu ekipmanlar ile birlikte kullanılır. Sentetik yağ kullanılmak istenirse bu ekipmanların körtapa ile değiştirilmesi önerilir.
Tablo 1'de montaj pozisyonuna göre uygun yağ miktarları tanımlanmıştır.
Tablo 2'de izin verilebilir radyal ve eksenel yük değerleri tanımlanmıştır.

EN Unit **F112** is supplied without lubricant and equipped with a breather, level and drain plugs. User can add mineral oil keeping existing plugs. Should the user wish to fill it with synthetic oil, it is recommended to replace the existing plugs with a closed plug.
See table 1 for lubrication and recommended quantity.
In table 2 please see possible radial loads and axial loads on the gearbox.

H1	H4	H3	H2	H5	H6
25 L	15 L	20 L	21 L	22 L	22 L
AGIP Blasia 460					

Daha fazla ayrıntı için internet sitemizi inceleyiniz.
For all details on lubrication and plugs check our website

Tablo 1

▪ RADYAL VE EKSENEL YÜKLER / *RADIAL AND AXIAL LOADS*

Çıkış Mili
Output Shaft

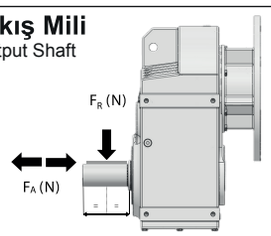

$$F_{(eq)} = F_R \frac{117}{X+57}$$

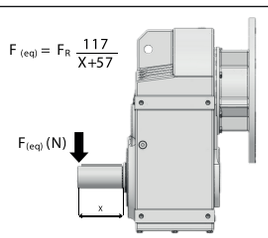

n_2	FA	FR	n_2	FA	FR	n_2	FA	FR
300	2600	13000	**140**	3300	16500	**70**	4300	21500
250	2700	13500	**120**	3500	17500	**40**	5000	25000
200	3000	15000	**85**	3900	19500	**15**	5900	29500

Tablo 2

PF112 **C**... Standart Redüktör
Basic Gearbox

Ağırlık Gearbox weight	165.0 kg

M. Flanşları	Kit Kodu	ØF	A
132 B5	KF1109052	300	340,75
160 B5	KF1109053	350	366
180 B5	KF1109053-B	350	366,5
200 B5	KF1109054	400	364,75
225 B5	KF1109055	450	399,25

• Tork kollu kullanıma uygundur.
Farklı ölçüler için danışınız.
Avaliable torque arms.
Please consult us for different dimensions.

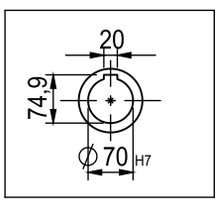

Standart Delik Mil
Standard Hollow Shaft

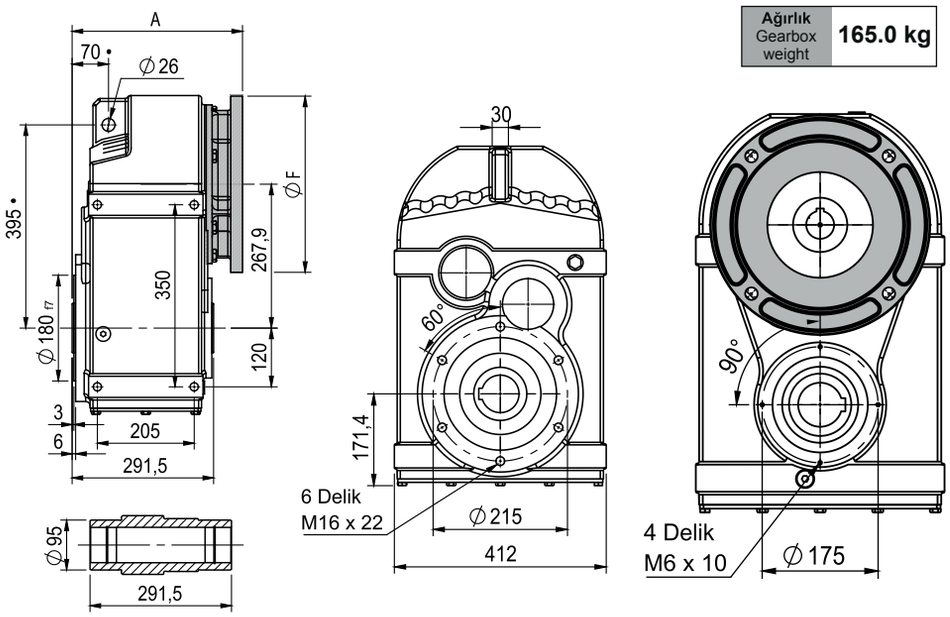

PF112... **-F** Çıkış flanşı
Output flanges

Motor Flanşları	k1
132 B5	396,75
160 B5	422
180 B5	422,5
200 B5	420,75
225 B5	455,25

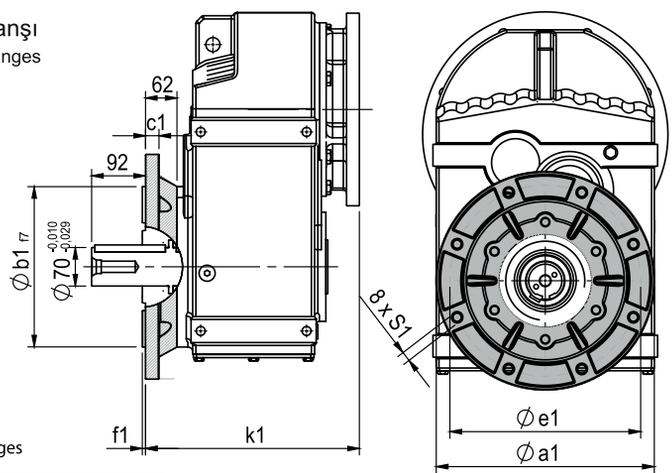

Çıkış Flanşı / Output Flanges

a1Ø	b1	c1	e1	f1	s1	Kit code
400	300	21	350	5	18	KF1109015

PF112...**-BR** Tork Kolu
Reaction Arm

Kit. Code KF11C0265

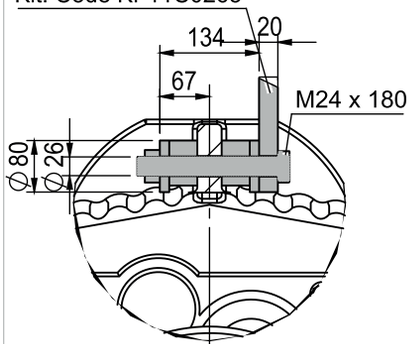

PF112 **A**... Dolu Mil Çıkışlı
Single output shaft

Kit. Code KF11C5028

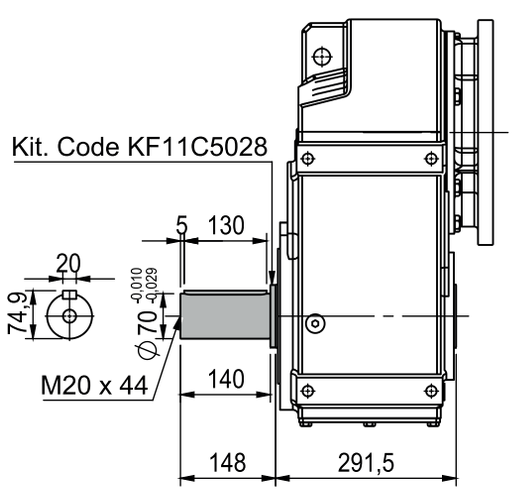

PF112 **D**... Sıkma Bilezikli
Shrink disc (modular base)

FC1100...-SR

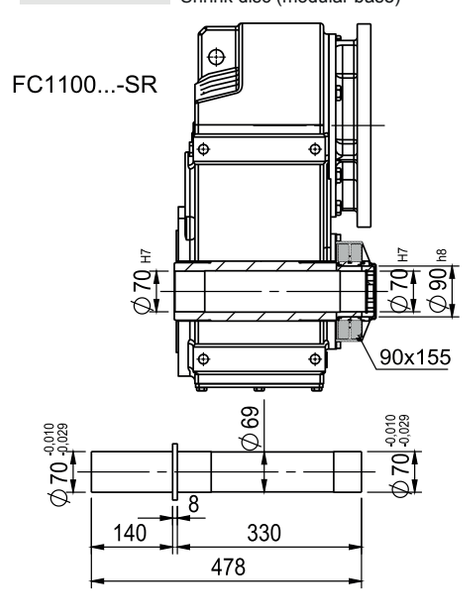

▪ HIZLI SEÇİM / Quick Selection

Giriş devri (n_1) = 1400 d/d

Çıkış devri n_2 [d/d]	Tahvil i	Motor gücü P_{1M} [kW]	Çıkış momenti M_{2M} [Nm]	Servis Faktörü f.s.	Nominal Güç P_{1R} [kW]	Nominal Moment M_{2R} [Nm]	Uygun B5 motor flanşları -D 80	-E 90	-F 100 112	-G 132	-H 160	-I 180	Uygun B14 motor flanşları -U 100 112		Çıkış mil çapı ø	Tahvil kodu
38.8	**36.11**	18.5	4113	1.1	19.4	4500								301411		01
27.5	**50.89**	15	4694	1.0	14.1	4600								201414		02
25.1	**55.73**	11	3777	1.2	12.9	4600								201413		03
20.3	**68.80**	11	4662	1.0	10.4	4600								161414		04
18.6	**75.35**	9	4354	1.1	9.5	4600								161413		05
15.6	**89.47**	7.5	4160	1.1	8.0	4600								131414		06
15.2	**92.02**	7.5	4278	1.1	7.6	4500								161411	**standart ø70**	07
14.3	**97.99**	7.5	4556	1.0	7.3	4600								131413		08
12.8	**109.52**	5.5	3762	1.2	6.6	4600								111414		09
11.7	**119.94**	5.5	4120	1.1	6.0	4600								111413		10
9.6	**146.47**	4	3681	1.2	4.8	4500								111411		11
8.8	**158.37**	4	3980	1.2	4.5	4600								81414		12
8.1	**173.45**	4	4359	1.1	4.1	4600								81413		13
6.6	**211.82**	3	4007	1.1	3.3	4500								81411		14

Dinamik verim tüm tahvil oranları için **0,94**'dır

Uygun Motor Flanşları
Motor Flanges Available

B) **Burç ile montaj yapılabilir**
Supplied with Reduction Bushing

B) **Burç Kullanılmadan Montajı Yapılabilir**
Available on Request without Reduction Bushing

C) **Teminal Kutusu flanş pozisyonu**
Motor Flange Holes Position

TR **F113** redüktörler yağsız olarak sevk edilir. Redüktör üzerinde havalandırma tapası, yağ göstergesi ve tahliye tapası mevcuttur. Mineral yağlar bu ekipmanlar ile birlikte kullanılır. Sentetik yağ kullanılmak istenirse bu ekipmanların körtapa ile değiştirilmesi önerilir.
Tablo 1'de montaj pozisyonuna göre uygun yağ miktarları tanımlanmıştır.
Tablo 2'de izin verilebilir radyal ve eksenel yük değerleri tanımlanmıştır.

EN Unit **F113** is supplied without lubricant and equipped with a breather, level and drain plugs. User can add mineral oil keeping existing plugs. Should the user wish to fill it with synthetic oil, it is recommended to replace the existing plugs with a closed plug.
See table 1 for lubrication and recommended quantity.
In table 2 please see possible radial loads and axial loads on the gearbox.

H1	H4	H3	H2	H5	H6
25 L	15 L	20 L	21 L	22 L	22 L
AGIP Blasia 460					

Daha fazla ayrıntı için internet sitemizi inceleyiniz.
For all details on lubrication and plugs check our website

Tablo 1

▪ RADYAL VE EKSENEL YÜKLER / *RADIAL AND AXIAL LOADS*

Çıkış Mili
Output Shaft

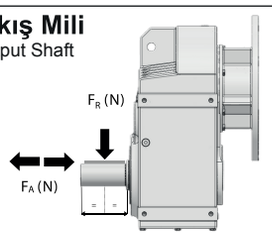

$$F_{(eq)} = F_R \frac{117}{X+57}$$

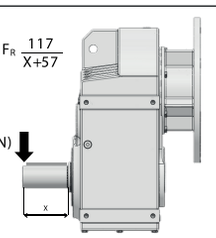

n_2	FA	FR	n_2	FA	FR	n_2	FA	FR
300	2600	13000	**140**	3300	16500	**70**	4300	21500
250	2700	13500	**120**	3500	17500	**40**	5000	25000
200	3000	15000	**85**	3900	19500	**15**	5900	29500

Tablo 2

P113 **C**... Standart Redüktör
Basic Gearbox

M. Flanşları	Kit Kodu	ØF	A
80/90 B5	KC0234042-C	200	337,25
100/112 B5	K0234043	300	345,75
132 B5	KF514043	300	370,75
160 B5	KC864043	350	401,75
180 B5	KC864043	350	401,75
100/112 B14	KC0854047	160	345,75

- Tork kollu kullanıma uygundur.
  Farklı ölçüler için danışınız.
  Avaliable torque arms.
  Please consult us for different dimensions.

Ağırlık Gearbox weight	156.0 kg

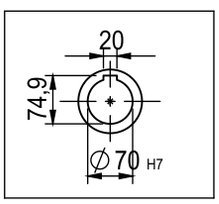

Standart Delik Mil

Standard Hollow Shaft

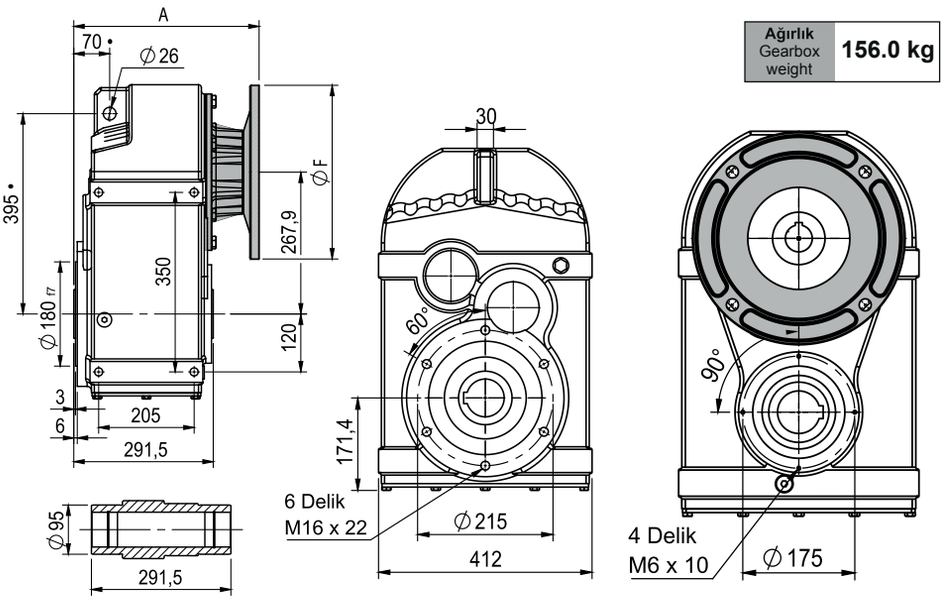

PF113... **-F** Çıkış flanşı
Output flanges

Motor Flanşları	k1
80/90 B5	393,25
100/112 B5	401,75
132 B5	426,75
160 B5	457,75
180 B5	457,75
100/112 B14	401,75

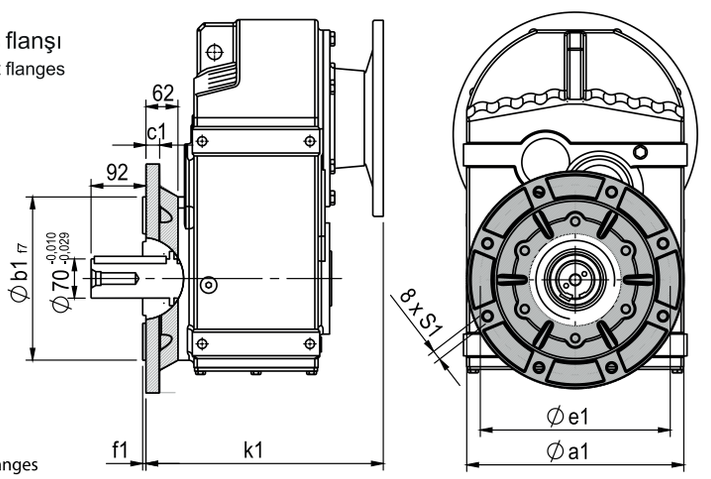

Çıkış Flanşı / Output Flanges

a1Ø	b1	c1	e1	f1	s1	Kit code
400	300	21	350	5	18	KF1109015

PF113... **-BR** Tork Kolu
Reaction Arm

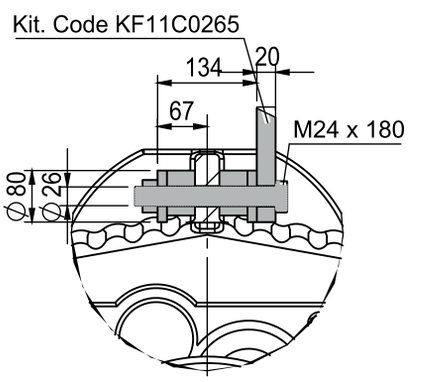

PF113 **A**... Dolu Mil Çıkışlı
Single output shaft

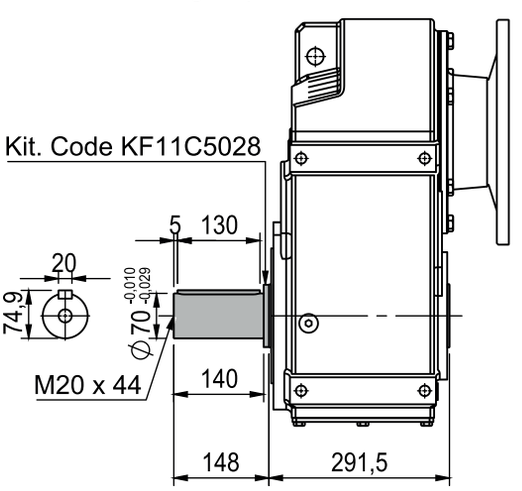

PF113 **D**... Sıkma Bilezikli
Shrink disc (modular base)

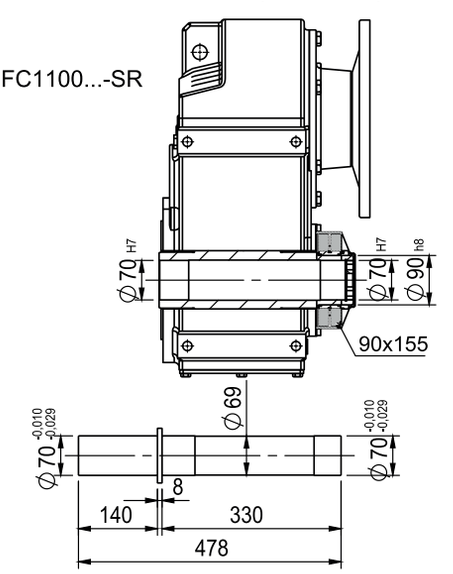

Alüminyum IEC Motorlar / *Aluminum IEC motors*



1) 230/400V - 50Hz 3 fazlı asenkron indüksiyon motoru
2) F klas izolasyon
3) S1
4) IP 55 koruma
5) Boyasız
6) Aktarım sırasında çıkış milini korumak için sert plastik kılıf

1) 230/400V - 50 Hz three-phase asynchronous induction motor
2) Class F insulation
3) S1 duty
4) IP 55 protection
5) Not painted
6) Hard plastic sleeve to protect output shaft during the transportation

B5

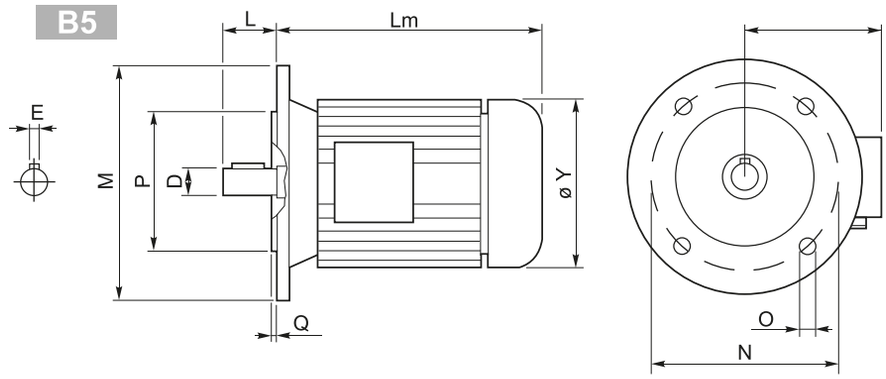

B14

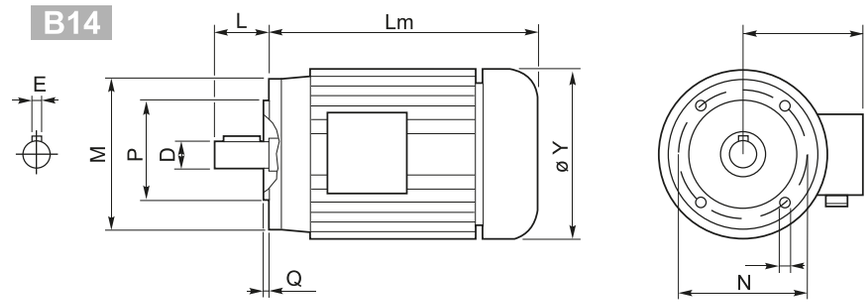

Dış ölçüler ve ağırlık üretici firmaya bağlı olarak farklılık gösterebilir
Outside dimensions and weight may be different according to manufacturers

	2 poli / poles			4 poli / poles			6 poli / poles			B5-B14						B5					B14					Kg
	kW	Nm	A (400V)	kW	Nm	A (400V)	kW	Nm	A (400V)	D (mm)	E (mm)	L (mm)	Lm (mm)	Y (mm)	AD (mm)	P (mm)	N (mm)	M (mm)	O (mm)	Q (mm)	P (mm)	N (mm)	M (mm)	O (mm)	Q (mm)	
56 A	**0.09**	0.32	0.38	**0.06**	0.44	0.27	—	—	—	9	3	20	179	108	96	80	100	120	7	2.5	50	65	80	M5	2.5	2.7
56 B	**0.12**	0.42	0.46	**0.09**	0.67	0.37	—	—	—																	2.9
63 A	**0.18**	0.63	0.60	**0.12**	0.84	0.50	**0.09**	0.99	0.57	11	4	23	185	120	99	95	115	140	9.5	3	60	75	90	M5	2.5	3.8
63 B	**0.25**	0.87	0.76	**0.18**	1.30	0.69	**0.12**	1.32	0.74																	4.2
71 A	**0.37**	1.30	1.00	**0.25**	1.70	0.91	**0.18**	1.90	0.80	14	5	30	-	130	104	110	130	160	9.5	3.5	70	85	105	M6	2.5	5.9
71 B	**0.55**	1.90	1.54	**0.37**	2.52	1.14	**0.25**	2.72	1.10				225	141	107											6.5
80 A	**0.75**	2.60	1.85	**0.55**	3.77	1.51	**0.37**	3.84	1.18	19	6	40	256	159	127	130	165	200	11.5	3.5	80	100	120	M6	3	8.5
80 B	**1.1**	3.90	2.64	**0.75**	5.11	2.57	**0.55**	5.84	1.80																	10
90 S	**1.5**	5.00	3.31	**1.1**	7.45	2.78	**0.75**	7.92	2.32	24	8	50	-	170	135	130	165	200	11.5	3.5	95	115	140	M8	3	12.5
90 L	**2.2**	7.50	4.46	**1.5**	10.2	3.61	**1.1**	11.6	3.45				280													15
100 LA	**3.0**	10.0	6.28	**2.2**	14.8	5.07	**1.5**	15.4	3.88	28	8	60	-	190	148	180	215	250	13	4	110	130	160	M8	3.5	20
100 LB	—	—	—	**3.0**	20.1	6.66	—	—	—																	22
112 M	**4.0**	13.4	8.10	**4.0**	26.7	8.55	**2.2**	22.6	5.30				321	210	164											35
132 S	**5.5**	18.3	11.2	**5.5**	36.5	11.4	**3.0**	30.2	7.20	38	10	80	375	244	180	230	265	300	14	4	130	165	200	M10	4	41
	7.5	24.9	15.3																							51
132 M	—	—	—	**7.5**	49.4	15.0	**4.0**	40.0	9.13				420													51
				9	61.4	18.5																				
160 M	—	—	—	**11**	72	21.5	—	—	—	42	12	110	503	335	246	250	300	350	18	5	—	—	—	—	—	79.2
160 L	—	—	—	**15**	98	29	—	—	—				547													97.5
180 M	—	—	—	**18.5**	121	35.5	—	—	—	48	14	110	602	366	266	250	300	350	19	5	—	—	—	—	—	170
180 L	—	—	—	**22**	144	42	—	—	—																	
200 L	—	—	—	**30**	196	53	—	—	—	55	16	110	670	405	341	300	350	400	19	5	—	—	—	—	—	240
225 S	—	—	—	**37**	240	69	—	—	—	60	18	140	748	463	360	350	400	450	19	5	—	—	—	—	—	305
225 M	—	—	—	**45**	292	84	—	—	—																	310

DİĞER ÜRÜNLERİMİZ / OUR OTHER PRODUCT

S Serisi / Series

Sonsuz Vidalı Redüktörler
Worm Gearboxes

Tahvil Oranı Ratio : **7,5 – 100**
Nominal moment Nominal Torque : **20 – 700 Nm**
Çıkış Mili Çapı Output Shaft Diameter : **Ø14 – 42 mm**

7 gövde büyüklüğü / *7 Housing Size*

C Serisi / Series

Koaksiyel Redüktörler
Helical In-Line Gearboxes

Tahvil Oranı Ratio : **3,30 – 360**
Nominal moment Nominal Torque : **175 – 4.600 Nm**
Çıkış Mili Çapı Output Shaft Diameter : **Ø25 – 70 mm**

8 gövde büyüklüğü *8 Housing Size*

X Serisi / Series

Konik Helisel Dişli Redüktörler
Helical Bevel Gearboxes

Tahvil Oranı Ratio : **6,0 – 820**
Nominal moment Nominal Torque : **160 – 4.600 Nm**
Çıkış Mili Çapı Output Shaft Diameter : **Ø25 – 70 mm**

8 gövde büyüklüğü / *8 Housing Size*

F Serisi / Series

Saft Montajlı Redüktörler
Shaft Mounted Gearboxes

Tahvil Oranı Ratio : **3,30 – 360**
Nominal moment Nominal Torque : **175 –4.600 Nm**
Çıkış Mili Çapı Output Shaft Diameter : **Ø25 – 70 mm**

7 gövde büyüklüğü / *7 Housing Size*

H Serisi / Series

Paralel Milli Redüktörler
Parallel Shaft Helical Gearboxes

Tahvil Oranı Ratio : **2,60 – 80**
Nominal moment Nominal Torque : **265 – 2.100 Nm**
Çıkış Mili Çapı Output Shaft Diameter : **Ø35 – 50 mm**

3 gövde büyüklüğü / *3 Housing Size*

H-EX Serisi / Series

Paralel Milli Tek Vida Ekstruder Redüktörler
Parallel Shaft Single Screw Extruder Gearboxes

Tahvil Oranı Ratio : **3,65– 680**
Nominal moment Nominal Torque : **380 – 2.100 Nm**
Çıkış Mili Çapı Output Shaft Diameter : **Ø25 – 40 mm**

3 gövde büyüklüğü / *3 Housing Size*

HE-MHE Serisi / Series

MonoBlok Paralel Milli Ağır Hizmet Redüktörler
Monoblock Parallel Shaft Heavy Duty Gearboxes

Tahvil Oranı Ratio : **2,50– 130**
Nominal moment Nominal Torque : **3.500 – 79.000 Nm**
Çıkış Mili Çapı Output Shaft Diameter : **Ø60 – 180 mm**

10 gövde büyüklüğü / *10 Housing Size*

KH-MKH Serisi / Series

MonoBlok Konik Helisel Dişli Ağır Hizmet Redüktörler
MonoBlock Bevel Helical
Heavy Duty Gearboxes

Tahvil Oranı Ratio : **6,00– 128**
Nominal moment Nominal Torque : **2.900 – 74.000 Nm**
Çıkış Mili Çapı Output Shaft Diameter : **Ø60 – 180 mm**

10 gövde büyüklüğü / *10 Housing Size*

HE-EX Serisi / Series

MonoBlok Paralel Milli Tek Vida Ağır Hizmet Ekstruder Redüktörler
MonoBlock Parallel Shaft Single Screw
Heavy Duty Extruder Gearboxes

Tahvil Oranı Ratio : **6,00– 25,0**
Nominal moment Nominal Torque : **4.200 – 71.000 Nm**
Çıkış Mili Çapı Output Shaft Diameter : **Ø55 – 160 mm**

9 gövde büyüklüğü / *9 Housing Size*

HE-LEX Serisi / Series

MonoBlok Paralel Milli Tek Vida Ağır Hizmet Uzun Dizayn Ekstruder Redüktörler
MonoBlock Parallel Shaft Single Screw
Heavy Duty Long Design Extruder Gearboxes

Tahvil Oranı Ratio : **6,00– 25,0**
Nominal moment Nominal Torque : **7.500 – 17.000 Nm**
Çıkış Mili Çapı Output Shaft Diameter : **Ø60 – 90 mm**

4 gövde büyüklüğü / *4 Housing Size*

Elektrik Motorları
Electric Motors

Güç Power : **0,09– 1000 kW**

Kutup Sayısı Poles : **2-4-6**

ZET
Redüktör

ZET Redüktör Sanayi ve Ticaret A.Ş.

İSTANBUL MERKEZ OFİS / HEAD OFFICE
Hasanpaşa Mah, Uzunçayır Cad. No:33
Yapı İş Merkezi A1 Blok, Kat:2 Daire:14
34722
Kadıköy / İstanbul

+90 (216) 327 7254 (2H)
+90 (216) 327 7255
info@zetreduktor.com

ESKİŞEHİR FABRİKA / FACTORY
Organize Sanayi Bölgesi
34. Cadde No:12
26250 - OSB
Eskişehir - Türkiye

+90 222 236 20 17 (4L pbx)
+90 222 236 20 35

www.zetreduktor.com zetreduktor zet.reduktor